



Engineered for a  
**brighter** future



Savage Marine Lighting have been designing and manufacturing yacht lighting for nearly two decades. Specialising in revolutionary LED interior and exterior lighting, halogen lights, fibre optic lighting and exclusive custom fittings, Savage Marine pride themselves on quality, precision and durability. With an extensive product range, Savage Marine are regarded by many as the leading supplier of light fittings to the superyacht industry and marine leisure market.

Based in the heart of the United Kingdom, we work with and supply shipyards, designers, owners, yachts, architects and electrical contractors worldwide. We use the very latest in technical components to ensure optimum functionality and every product is engineered and designed to ensure that lighting can be easily integrated to compliment design features.

We offer a wide range of services from the design and manufacturing process through to full project support and bespoke lighting services. Whether you are looking for a complete range of lighting for a new project or simply want to upgrade or refresh existing Savage lights, we will work with you to achieve the solution you require.

With in-house precision engineering facilities and dedicated R&D, electrical, design and product development departments, Savage Marine Lighting are at the forefront of product innovation, LED technology and lighting design solutions.

“ We have embraced the demands of the industry to produce design focused products of the highest quality with consideration and understanding of current technology and demands onboard

**Julie Clark,**  
**Operations and Sales Director**

”

## Contents

Introduction	3
Exterior Downlights	4
Interior Downlights	13
Security Lights	22
Courtesy Lighting	26
Mast and Rig Lighting	40
LED Replacement Bulb Bodies	44
Reading Lights	47
Lighting Solutions	52



exterior  
downlights

# 63mm LED Range

IP66, LED downlights, for interior or exterior use



Caspain



Aegean



Atlantic




Neptune

EXTERIOR DOWNLIGHTS

5

## BEZEL FINISHES



Polished 316  
Stainless Steel



Painted 6082  
Aluminium

Custom finishes available upon request

## LENS STYLES



Clear



Clear pattern



Frosted

## DESIGN

38° beam angle

Halogen option available

Bezel designs also available in other ranges

If you require bespoke bezels or any alterations to existing designs please contact us

Coloured LEDs available

## TECHNICAL

### LED Colour: 3,000K

LED Power - 5 Watt, 320lm, typ CRI 80

Rated Current - 350mA

Forward Voltage - 12 V DC.

(constant current drivers required)

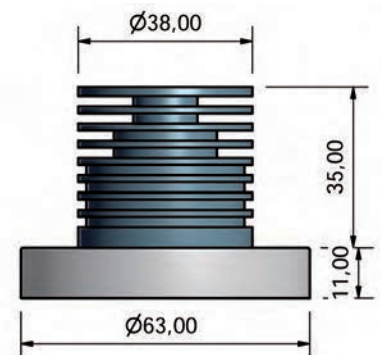
### LED Colour: 5,000K

LED Power - 5 Watt, 400lm, typ CRI 80

Rated Current - 350mA

Forward Voltage - 12 V DC.

(constant current drivers required)



40mm

## INSTALLATION

Cable length is 125mm as standard, please enquire for custom lengths

Fixing method: Three M4 counter sunk screws on a 50mm PCD (not supplied)

Supplied with two gaskets

Please note this product requires a LED driver. Driver not included but these are available to order

# 88mm LED Range

IP66, LED downlights, for interior or exterior use



Bermondsey



Embassy



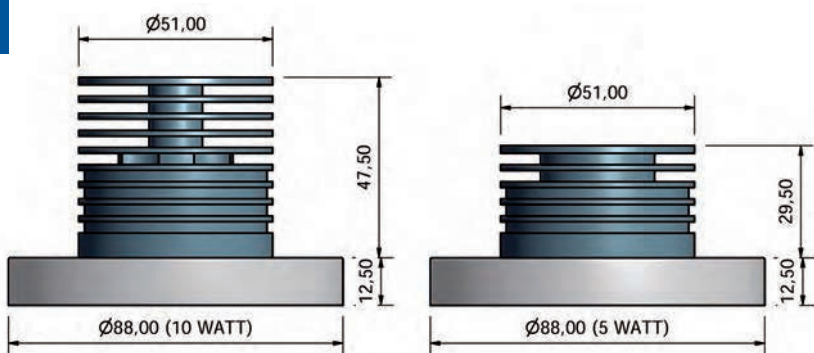
Pacific



Marquis



Rianna



## BEZEL FINISHES



Polished 316  
Stainless Steel



Painted 6082  
Aluminium

Custom finishes available upon request

## LENS STYLES



Clear



Clear pattern



Frosted

## DESIGN

65° beam angle

Inbuilt 12-24V DC drivers available

Halogen option available

Bezel designs also available in other ranges

If you require bespoke bezels or any alterations to existing designs please contact us

Coloured LEDs available

## TECHNICAL

### LED Colour: 3,000K

LED Power - 5 Watt, 320lm, typ CRI 80

Rated Current - 350mA

Forward Voltage - 12 V DC

LED Power - 10 Watt, 538lm, typ CRI 80

Rated Current - 700mA

Forward Voltage - 12 V DC

(constant current drivers required)

### LED Colour: 5,000K

LED Power - 5 Watt, 400lm, typ CRI 80

Rated Current - 350mA

Forward Voltage - 12 V DC

LED Power - 10 Watt, 673lm, typ CRI 80

Rated Current - 700mA

Forward Voltage - 12 V DC

(constant current drivers required)

## INSTALLATION

Cable length is 125mm as standard please enquire for custom lengths

Fixing method: Three M4 counter sunk screws on a 70mm PCD (not supplied)

Supplied with two gaskets

Please note this product requires a LED driver. Driver not included but these are available to order



# 100mm LED Range

IP66, LED downlights, for interior or exterior use




Atlantic



Caspian

## BEZEL FINISHES



Polished 316  
Stainless Steel



Painted 6082  
Aluminium

Custom finishes available upon request

## LENS STYLES



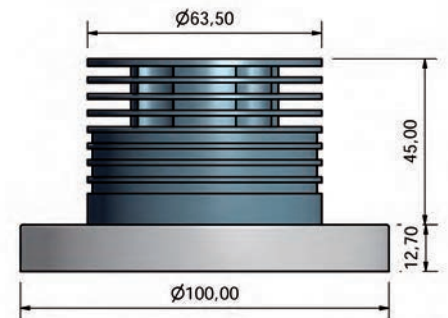
Clear



Clear pattern



Frosted



64mm

## DESIGN

80° beam angle

Halogen option available

Bezel designs also available  
in other ranges

If you require bespoke bezels or  
any alterations to existing designs  
please contact us

Coloured LEDs available

## TECHNICAL

### LED Colour: 3,000K

LED Power - 5 Watt, 320lm, typ CRI 80

Rated Current - 350mA

Forward Voltage - 12 V DC

LED Power - 10 Watt, 538lm, typ CRI 80

Rated Current - 700mA

Forward Voltage - 12 V DC

(constant current drivers required)

### LED Colour: 5,000K

LED Power - 5 Watt, 400lm, typ CRI 80

Rated Current - 350mA

Forward Voltage - 12 V DC

LED Power - 10 Watt, 673lm, typ CRI 80

Rated Current - 700mA

Forward Voltage - 12 V DC

(constant current drivers required)

## INSTALLATION

Cable length is 125mm as standard,  
please enquire for custom lengths

Fixing method: Three M4 counter  
sunk screws on a 82mm PCD  
(not supplied)

Supplied with two gaskets

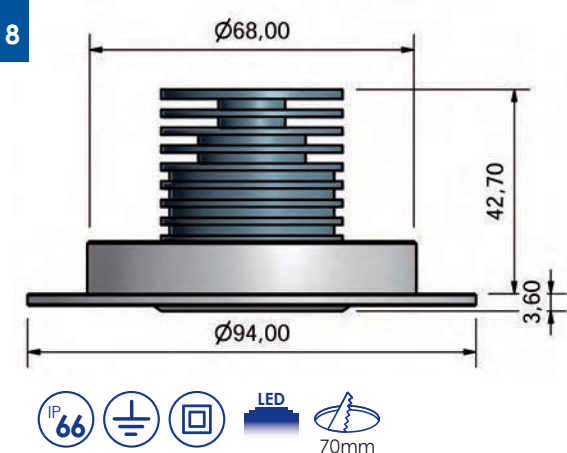
Please note this product requires a  
LED driver. Driver not included but  
these are available to order

# 94mm LED Antibes

IP66, LED downlights, for interior or exterior use



EXTERIOR DOWNLIGHTS



## DESIGN

38° beam angle

Halogen option available

Bezel designs also available in other ranges

If you require bespoke bezels or any alterations to existing designs please contact us

Coloured LEDs available

## TECHNICAL

### LED Colour: 3,000K

LED Power - 5 Watt, 320lm, typ CRI 80  
Rated Current - 350mA  
Forward Voltage - 12 V DC  
(constant current drivers required)

### LED Colour: 5,000K

LED Power - 5 Watt, 400lm, typ CRI 80  
Rated Current - 350mA  
Forward Voltage - 12 V DC  
(constant current drivers required)

## BEZEL FINISHES



Polished 316  
Stainless Steel



Painted 6082  
Aluminium

Custom finishes available upon request

## LENS STYLES



Clear



Clear pattern



Frosted

## INSTALLATION

Cable length is 125mm as standard, please enquire for custom lengths

Fixing method: Suitable adhesive (not supplied)

Spring clips available

Supplied with two internal gaskets

Please note this product requires a LED driver. Driver not included but these are available to order



# 120mm LED Antibes

IP66, LED downlights, for interior or exterior use



EXTERIOR DOWNLIGHTS

## BEZEL FINISHES



Polished 316  
Stainless Steel



Painted 6082  
Aluminium

Custom finishes available upon request

## LENS STYLES



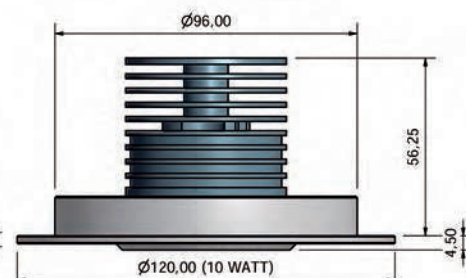
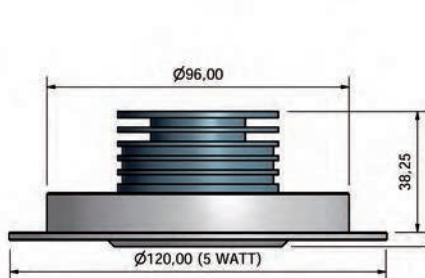
Clear



Clear pattern



Frosted



97mm

## DESIGN

65° beam angle

Inbuilt 12-24V DC drivers available

Halogen option available

Bezel designs also available  
in other ranges

If you require bespoke bezels or  
any alterations to existing designs  
please contact us

Coloured LEDs available

## TECHNICAL

### LED Colour: 3,000K

LED Power - 5 Watt, 320lm, typ CRI 80

Rated Current - 350mA

Forward Voltage - 12 V DC

LED Power - 10 Watt, 538lm, typ CRI 80

Rated Current - 700mA

Forward Voltage - 12 V DC

(constant current drivers required)

### LED Colour: 5,000K

LED Power - 5 Watt, 400lm, typ CRI 80

Rated Current - 350mA

Forward Voltage - 12 V DC

LED Power - 10 Watt, 673lm, typ CRI 80

Rated Current - 700mA

Forward Voltage - 12 V DC

(constant current drivers required)

## INSTALLATION

Cable length is 125mm as standard,  
please enquire for custom lengths

Fixing method: Suitable adhesive  
(not supplied)

Spring clips available

Supplied with two internal gaskets

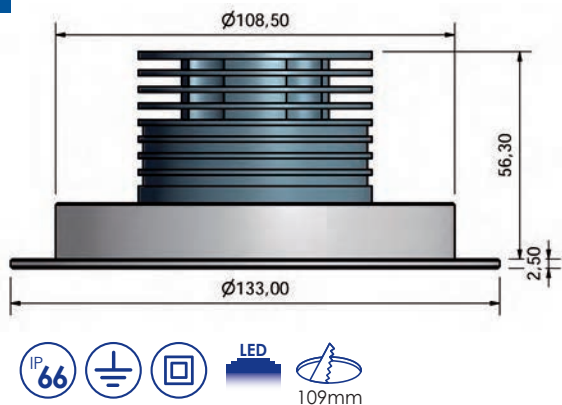
Please note this product requires a  
LED driver. Driver not included but  
these are available to order

# 133mm LED Antibes

IP66, LED downlights, for interior or exterior use



EXTERIOR DOWNLIGHTS  
10



## BEZEL FINISHES



Polished 316  
Stainless Steel



Painted 6082  
Aluminium

Custom finishes available upon request

## LENS STYLES



Clear



Clear pattern



Frosted

## DESIGN

80° beam angle

Inbuilt 12-24V DC drivers available

Halogen option available

Bezel designs also available  
in other ranges

If you require bespoke bezels or  
any alterations to existing designs  
please contact us

Coloured LEDs available

## TECHNICAL

### LED Colour: 3,000K

LED Power - 5 Watt, 320lm, typ CRI 80

Rated Current - 350mA

Forward Voltage - 12 V DC

LED Power - 10 Watt, 538lm, typ CRI 80

Rated Current - 700mA

Forward Voltage - 12 V DC

(constant current drivers required)

### LED Colour: 5,000K

LED Power - 5 Watt, 400lm, typ CRI 80

Rated Current - 350mA

Forward Voltage - 12 V DC

LED Power - 10 Watt, 673lm, typ CRI 80

Rated Current - 700mA

Forward Voltage - 12 V DC

(constant current drivers required)

## INSTALLATION

Cable length is 125mm as standard,  
please enquire for custom lengths

Fixing method: Suitable adhesive  
(not supplied)

Spring clips available

Supplied with two internal gaskets

Please note this product requires a  
LED driver. Driver not included but  
these are available to order


# 190mm LED Antibes

IP66, LED downlights, for interior or exterior use



EXTERIOR DOWNLIGHTS

## BEZEL FINISHES



Polished 316  
Stainless Steel



Painted 6082  
Aluminium

Custom finishes available upon request

## LENS STYLES



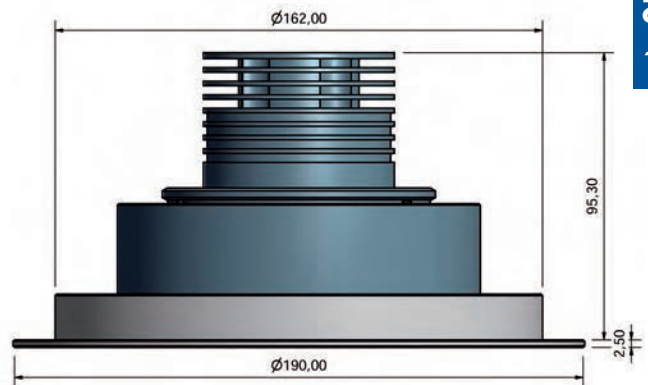
Clear



Clear pattern



Frosted



## DESIGN

110° beam angle

Inbuilt 12-24V DC drivers available

Halogen option available

Bezel designs also available  
in other ranges

If you require bespoke bezels or  
any alterations to existing designs  
please contact us

Coloured LEDs available

## TECHNICAL

### LED Colour: 3,000K

LED Power - 5 Watt, 320lm, typ CRI 80

Rated Current - 350mA

Forward Voltage - 12 V DC

LED Power - 10 Watt, 538lm, typ CRI 80

Rated Current - 700mA

Forward Voltage - 12 V DC

(constant current drivers required)

### LED Colour: 5,000K

LED Power - 5 Watt, 400lm, typ CRI 80

Rated Current - 350mA

Forward Voltage - 12 V DC

LED Power - 10 Watt, 673lm, typ CRI 80

Rated Current - 700mA

Forward Voltage - 12 V DC

(constant current drivers required)

## INSTALLATION

Cable length is 125mm as standard,  
please enquire for custom lengths

Fixing method: Suitable adhesive  
(not supplied)

Spring clips available

Supplied with two internal gaskets

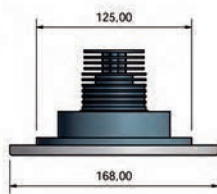
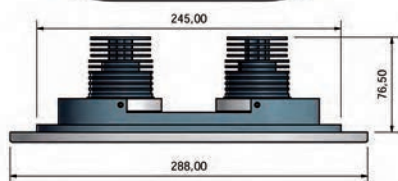
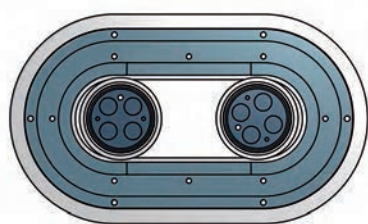
Please note this product requires a  
LED driver. Driver not included but  
these are available to order

# Multi Adjustable Downlight

IP66, LED downlights, for exterior use



EXTERIOR DOWNLIGHTS 12



## DESIGN

An adjustable floodlight with two LED spots that can be pivoted on both the X and Y axis

Designed to look like the Anitbes range of lights

Coloured LEDs available

## TECHNICAL

**LED Colour: 3,000K**

**Two of each per fitting**

LED Power: 10 Watt, 538lm, typ CRI 80.

Rated Current: 700mA

Forward Voltage: 12 V DC

**LED Colour: 5,000K**

**Two of each per fitting**

LED Power: 10 Watt, 673lm, typ CRI 80.

Rated Current: 700mA

Forward Voltage: 12 V DC

## BEZEL FINISHES



Polished 316  
Stainless Steel



Painted 6082  
Aluminium

Custom finishes available upon request

## LENS STYLES



Clear



Clear pattern



Frosted

## INSTALLATION

Cable length is 125mm as standard, please enquire for custom lengths

Fixed method: Mounted with six M4 counter sunk screws

Supplied with two gaskets

Please note this product requires an LED driver. Driver not included but these are available to order.



# interior downlights



# 63mm LED Interior Range

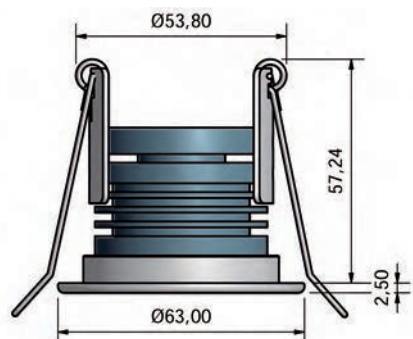
IP54, low profile LED downlights, for interior use



San Remo



Riviera



## DESIGN

38° beam angle

Bezel designs also available in other ranges

If you require bespoke bezels or any alterations to existing designs please contact us

Coloured LEDs available

## TECHNICAL


### LED Colour: 3,000K

LED Power - 5 Watt, 320lm, typ CRI 80  
Rated Current - 350mA  
Forward Voltage - 12 V DC  
(constant current drivers required)

### LED Colour: 5,000K

LED Power - 5 Watt, 400lm, typ CRI 80  
Rated Current - 350mA  
Forward Voltage - 12 V DC  
(constant current drivers required)

## BEZEL FINISHES



Polished 316  
Stainless Steel



Painted 6082  
Aluminium

Custom finishes available upon request

## LENS STYLES



Clear



Clear pattern



Frosted

## INSTALLATION

Cable length is 130mm as standard, please enquire for custom lengths

Fixing method: Coil springs

Please note this product requires a LED driver. Driver not included but these are available to order

# 63mm LED Pivotal Interior Range

IP54, low profile LED downlights, for interior use




Riviera



San Remo

## BEZEL FINISHES



Polished 316  
Stainless Steel



Painted 6082  
Aluminium

Custom finishes available upon request

## LENS STYLES



Clear



Clear pattern



Frosted

## DESIGN

38° beam angle

38° adjustment 19° each way

Lenses are recessed by 6mm  
with glare baffle

Bezel designs also available  
in other ranges

If you require bespoke bezels or  
any alterations to existing designs  
please contact us

Coloured LEDs available

## TECHNICAL

### LED Colour: 3,000K

LED Power - 5 Watt, 320lm, typ CRI 80

Rated Current - 350mA

Forward Voltage - 12 V DC

(constant current drivers required)

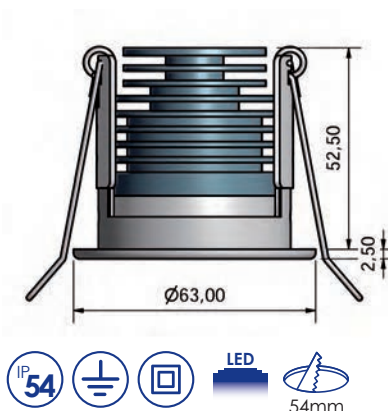
### LED Colour: 5,000K

LED Power - 5 Watt, 400lm, typ CRI 80

Rated Current - 350mA

Forward Voltage - 12 V DC

(constant current drivers required)



## INSTALLATION

Cable length is 130mm as standard,  
please enquire for custom lengths

Fixing method: Coil springs

Please note this product requires a  
LED driver. Driver not included but  
these are available to order




# 72mm LED LP Range

IP54, low profile LED downlight, for interior use

INTERIOR DOWNLIGHTS

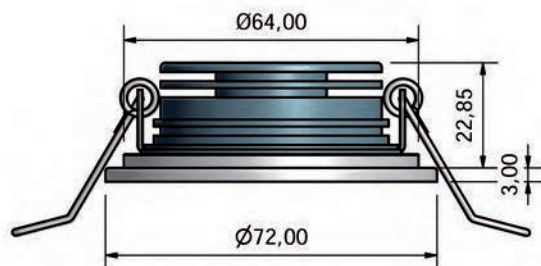
16



Milan



Verona



## BEZEL FINISHES



Polished 316  
Stainless Steel



Painted 6082  
Aluminium

Custom finishes available upon request

## LENS STYLES



Milky

## DESIGN

Inbuilt 12-24V DC drivers available

If you require bespoke bezels or any alterations to existing designs please contact us

Coloured LEDs available

## TECHNICAL

### LED Colour: 3,000K

LED Power - 5 Watt, 320lm, typ CRI 80

Rated Current - 350mA

Forward Voltage - 12 V DC  
(constant current drivers required)

### LED Colour: 5,000K

LED Power - 5 Watt, 400lm, typ CRI 80

Rated Current - 350mA

Forward Voltage - 12 V DC  
(constant current drivers required)

## INSTALLATION

Cable length is 135mm as standard, please enquire for custom lengths

Fixing method: Coil springs

Panel thickness: Min 5mm - Max 11mm

Please note this product requires a LED driver. Driver not included but these are available to order



# 82mm Interior Range

IP54, low profile LED downlights, for interior use




Lucia



Andres

## BEZEL FINISHES



Polished 316  
Stainless Steel



Painted 6082  
Aluminium

Custom finishes available upon request

## LENS STYLES



Clear



Clear pattern



Frosted

## DESIGN

55° beam angle

Inbuilt 12-24V DC drivers available

If you require bespoke bezels or any alterations to existing designs please contact us

Coloured LEDs available

## TECHNICAL

### LED Colour: 3,000K

LED Power - 5 Watt, 320lm, typ CRI 80

Rated Current - 350mA

Forward Voltage - 12 V DC

LED Power - 10 Watt, 538lm, typ CRI 80

Rated Current - 700mA

Forward Voltage - 12 V DC

(constant current drivers required)

### LED Colour: 5,000K

LED Power - 5 Watt, 400lm, typ CRI 80

Rated Current - 350mA

Forward Voltage - 12 V DC

LED Power - 10 Watt, 673lm, typ CRI 80

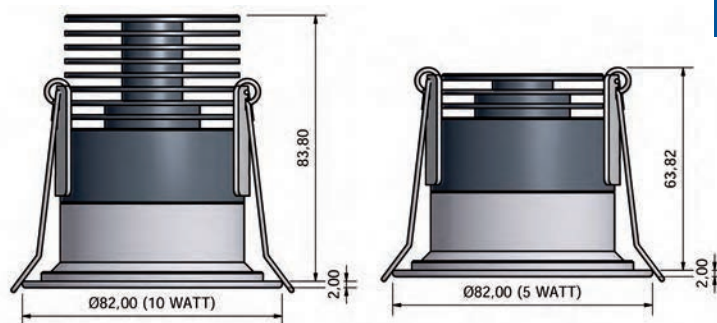
Rated Current - 700mA

Forward Voltage - 12 V DC

(constant current drivers required)



72mm



## INSTALLATION

Cable length is 125mm as standard, please enquire for custom lengths

Fixing method: Coil springs

Please note this product requires a LED driver. Driver not included but these are available to order

# 88mm LED Interior Range

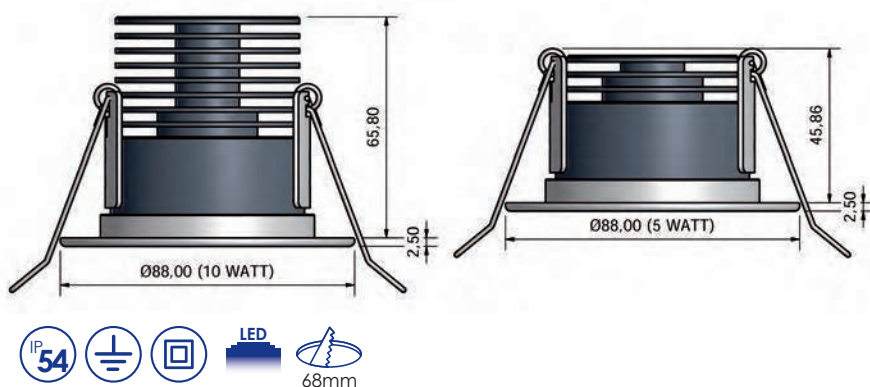
IP54, low profile LED downlights, for interior use




San Remo



Riviera



## BEZEL FINISHES



Polished 316  
Stainless Steel



Painted 6082  
Aluminium

Custom finishes available upon request

## LENS STYLES



Clear



Clear pattern

## DESIGN

65° beam angle

Inbuilt 12-24V DC drivers available

Bezel designs also available  
in other ranges

If you require bespoke bezels or  
any alterations to existing designs  
please contact us

Coloured LEDs available

## TECHNICAL

### LED Colour: 3,000K

LED Power - 5 Watt, 320lm, typ CRI 80

Rated Current - 350mA

Forward Voltage - 12 V DC

LED Power - 10 Watt, 538lm, typ CRI 80

Rated Current - 700mA

Forward Voltage - 12 V DC

(constant current drivers required)

### LED Colour: 5,000K

LED Power - 5 Watt, 400lm, typ CRI 80

Rated Current - 350mA

Forward Voltage - 12 V DC

LED Power - 10 Watt, 673lm, typ CRI 80

Rated Current - 700mA

Forward Voltage - 12 V DC

(constant current drivers required)

## INSTALLATION

Cable length is 125mm as standard,  
please enquire for custom lengths

Fixing method: Coil springs

Please note this product requires a  
LED driver. Driver not included but  
these are available to order

# 88mm 10 Watt LED Pivotal Interior Range

IP54, low profile LED downlights, for interior use




Riviera



San Remo

## BEZEL FINISHES



Polished 316  
Stainless Steel



Painted 6082  
Aluminium

Custom finishes available upon request

## LENS STYLES



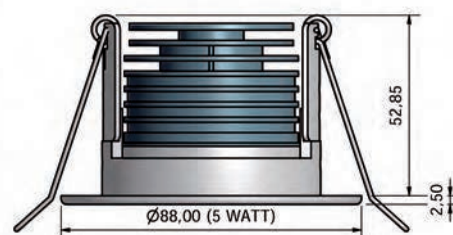
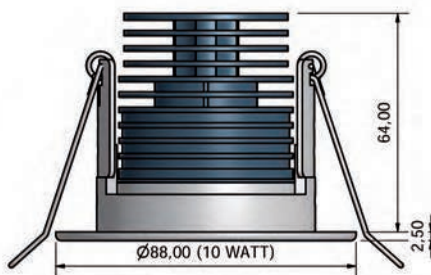
Clear



Clear pattern



Frosted



68mm

## DESIGN

65° beam angle

48° adjustment 24° each way

Lenses are recessed by  
6mm with a glare baffle

Inbuilt 12-24V DC drivers available

Bezel designs also available  
in other ranges

If you require bespoke bezels or  
any alterations to existing designs  
please contact us

Coloured LEDs available

## TECHNICAL

### LED Colour: 3,000K

LED Power - 5 Watt, 320lm, typ CRI 80

Rated Current - 350mA

Forward Voltage - 12 V DC

LED Power - 10 Watt, 538lm, typ CRI 80

Rated Current - 700mA

Forward Voltage - 12 V DC

(constant current drivers required)

### LED Colour: 5,000K

LED Power - 5 Watt, 400lm, typ CRI 80

Rated Current - 350mA

Forward Voltage - 12 V DC

LED Power - 10 Watt, 673lm, typ CRI 80

Rated Current - 700mA

Forward Voltage - 12 V DC

(constant current drivers required)

## INSTALLATION

Cable length is 125mm as standard,  
please enquire for custom lengths


Fixing method: Coil springs

Please note this product requires a  
LED driver. Driver not included but  
these are available to order

# 95mm LED LP Range

IP54, low profile LED downlight, for interior use

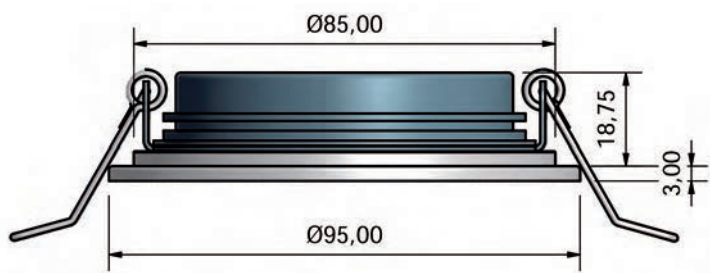
INTERIOR DOWNLIGHTS  
20



Milan



Verona



## BEZEL FINISHES



Polished 316  
Stainless Steel



Painted 6082  
Aluminium

Custom finishes available upon request

## LENS STYLES



Milky

## DESIGN

Inbuilt 12-24V DC drivers available

If you require bespoke bezels or any alterations to existing designs please contact us

Coloured LEDs available

## TECHNICAL

### LED Colour: 3,000K

LED Power - 5 Watt, 320lm, typ CRI 80  
Rated Current - 350mA  
Forward Voltage - 12 V DC  
(constant current drivers required)

### LED Colour: 5,000K

LED Power - 5 Watt, 400lm, typ CRI 80  
Rated Current - 350mA  
Forward Voltage - 12 V DC  
(constant current drivers required)

## INSTALLATION

Cable length is 135mm as standard, please enquire for custom lengths


Fixing method: Coil springs  
Panel thickness: min 5mm - max 11mm

Please note this product requires a LED driver. Driver not included but these are available to order



# 74mm Alessandria Range

IP54, low profile LED downlight, for interior use



White

## GLARE BAFFLE FINISH



Matt Black



Matt Gold  
(m01105)

## BEZEL FINISHES



Polished 316  
Stainless Steel



Painted 6082  
Aluminium

Custom finishes available upon request

## LENS STYLES



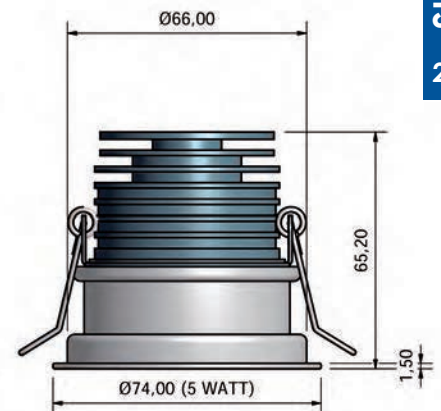
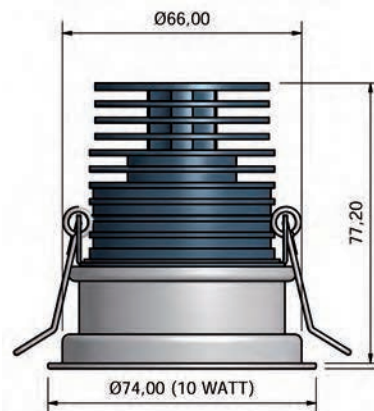

Clear



Clear pattern



Frosted



## DESIGN

55° beam angle

Inbuilt 12-24V DC drivers available

If you require bespoke bezels  
or any alterations to existing designs,  
please contact us

Coloured LEDs available

## TECHNICAL

### LED Colour: 3,000K

LED Power - 5 Watt, 320lm, typ CRI 80

Rated Current - 350mA

Forward Voltage - 12 V DC

LED Power - 10 Watt, 538lm, typ CRI 80

Rated Current - 700mA

Forward Voltage - 12 V DC

(constant current drivers required)

### LED Colour: 5,000K

LED Power - 5 Watt, 400lm, typ CRI 80

Rated Current - 350mA

Forward Voltage - 12 V DC

LED Power - 10 Watt, 673lm, typ CRI 80

Rated Current - 700mA

Forward Voltage - 12 V DC

(constant current drivers required)

## INSTALLATION

Cable length is 125mm as standard,  
please enquire for custom lengths

Fixed method: Coil Springs

Please note this product requires an  
LED driver. Driver not included but  
these are available to order.

# security lights



# 10 Watt LED Security Light


IP66, LED security light, for exterior use



SECURITY

23

## BEZEL FINISHES



Polished 316  
Stainless Steel



Painted 6082  
Aluminium

Custom finishes available upon request

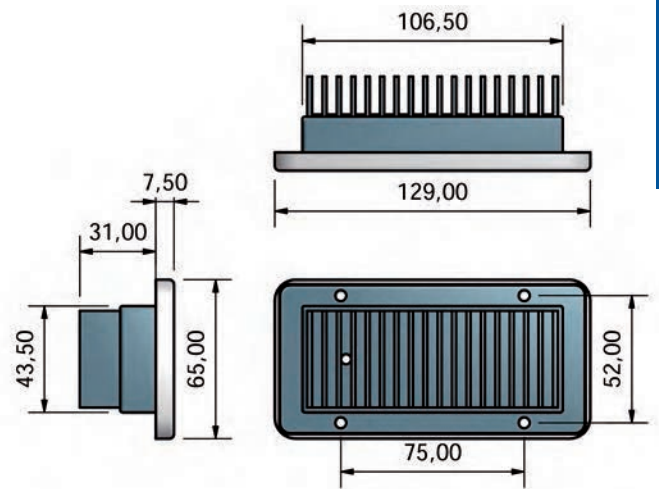
## LENS STYLES



Clear



Frosted



108 x 45mm

## DESIGN

This fitting has two lenses:  
an outer lens and an internal optic

The outer lens can be frosted on the  
inside to soften the light output

If you require bespoke bezels or any  
alterations to existing designs please  
contact us

Coloured LEDs available

## TECHNICAL

### LED Colour: 3,000K

LED Power - 10 Watt, 850lm, typ CRI 80

Rated Current - 700mA

Forward Voltage - 15 V DC

(constant current drivers required)

### LED Colour: 5,000K

LED Power - 10 Watt, 1150lm, typ CRI 68

Rated Current - 700mA

Forward Voltage - 15 V DC

(constant current drivers required)

## INSTALLATION

Cable length is 125mm as standard,  
please enquire for custom lengths

Fixing method: Four M4 counter  
sunk screws (not supplied)

Supplied with a gasket

Please note this product requires a  
LED driver. Driver not included but  
these are available to order



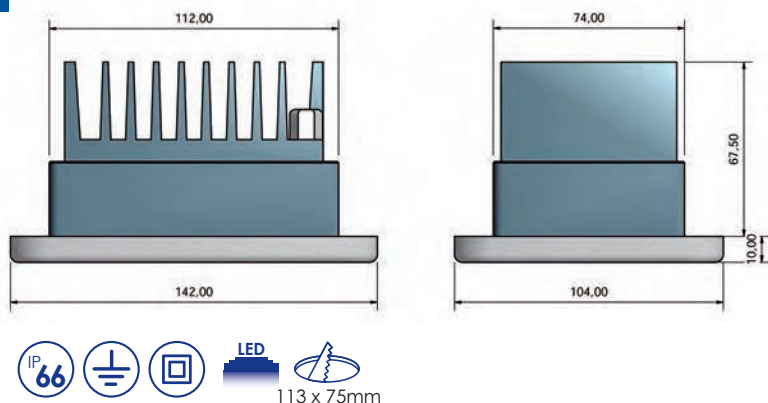
# 30 Watt LED Security Light

IP66, LED security light, for exterior use



SECURITY

24



## DESIGN

120° beam angle

Mains input drivers only

If you require bespoke bezels or any alterations to existing designs please contact us

Coloured LEDs available

## TECHNICAL

**LED Colour: 2,800K - 3,000K**

LED Power - 30 Watt, 1078lm, typ CRI 80

Rated Current - 450 - 500mA

Forward Voltage - 42 - 43.8 V DC  
(constant current drivers required)

**LED Colour: 5,300K - 6,300K**

LED Power - 30 Watt, 1078lm, typ CRI 75

Rated Current - 450mA

Forward Voltage - 42 - 43.8 V DC  
(constant current drivers required)

## BEZEL FINISHES



Polished 316  
Stainless Steel



Painted 6082  
Aluminium

Custom finishes available upon request

## LENS STYLES



Clear

## INSTALLATION

Cable length is 1000mm as standard, please enquire for custom lengths

Fixing method: Four M4 counter sunk screws (not supplied)

Supplied with two gaskets

Please note this product requires a LED driver. Driver not included but these are available to order



# 80 Watt LED Security Light


IP66, LED security light, for exterior use



SECURITY

25

## BEZEL FINISHES



Polished 316  
Stainless Steel



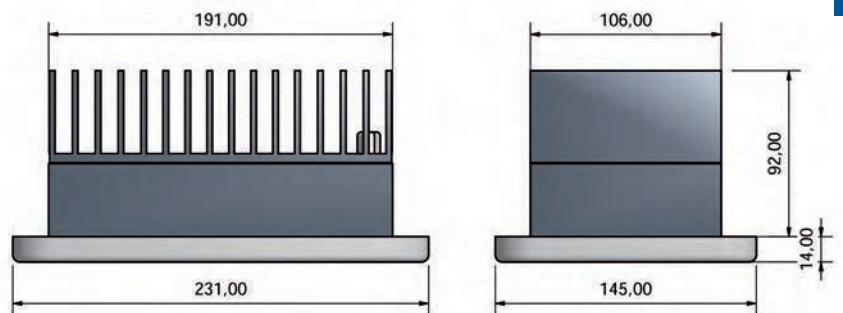
Painted 6082  
Aluminium

Custom finishes available upon request

## LENS STYLES



Clear



192 x 107mm

## DESIGN

120° beam angle

Angled beam available

Mains input drivers only

LED's can be connected to individual drivers at 700mA

If you require bespoke bezels or any alterations to existing designs please contact us

Coloured LEDs available

## TECHNICAL

### LED Colour: 2,800K - 3,000K

LED Power - 2 x 40 Watt, 2800lm,  
typ CRI 80

LED's connected in parallel to the driver  
Rated Current - 1400mA

Forward Voltage - 42 - 43.8 V DC  
(constant current drivers required)

### LED Colour: 5,300K - 6,300K

LED Power - 2 x 40 Watt, 2800lm,  
typ CRI 75

LED's connected in parallel to the driver  
Rated Current - 1400mA

Forward Voltage - 42 - 43.8 V DC  
(constant current drivers required)

## INSTALLATION

Cable length is 1000mm as standard,  
please enquire for custom lengths

Fixing method: Four M4 counter  
sunk screws (not supplied)

Supplied with two gaskets

Please note this product requires a  
LED driver. Driver not included but  
these are available to order

courtesy  
lighting

# 22mm Nano Acrylic Range

IP66, low profile LED Courtesy light, for interior or exterior use



Dome



Flat

## BEZEL FINISHES



Dome

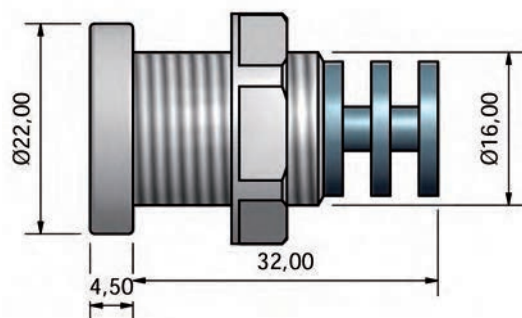


Flat

## LENS STYLES



Frosted



17mm

## DESIGN

- Simple step lights
- With no metal bezels
- Coloured LEDs available

## TECHNICAL

### LED Colour: 3,000K

LED Power - 1.4 Watt, 66lm, typ CRI 85  
Rated Current - 350mA  
Forward Voltage - 3.0 V DC  
(constant current drivers required)

### LED Colour: 5,000K

LED Power - 1.4 Watt, 100lm, typ CRI 70  
Rated Current - 350mA  
Forward Voltage - 3.0 V DC  
(constant current drivers required)

## INSTALLATION

Cable length is 120mm as standard please enquire for custom lengths

Fixing method: Fixed with a lock nut from the rear

Max panel thickness 12mm  
(DO NOT OVER TIGHTEN)

We advise the use of a clear sealant behind the bezel lip when used outside or in wet areas

Please note this product requires an LED driver. Driver not included but these are available to order

# 22mm Nano Range

IP66, low profile LED Courtesy light, for interior or exterior use



Nano Atlantic



Nano Neptune



Nano Rianna



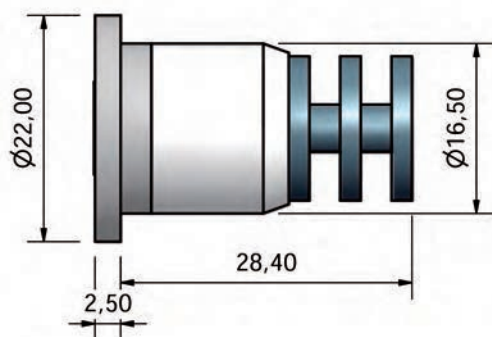
Nano Step



Nano Riviera



Nano San Remo



## BEZEL FINISHES



Polished 316  
Stainless Steel



Painted 6082  
Aluminium

Custom finishes available upon request

## LENS STYLES



Frosted

## DESIGN

Bezel designs also available in other ranges

If you require bespoke bezels or any alterations to existing designs, please contact us

Coloured LEDs available

## TECHNICAL

### LED Colour: 3,000K

LED Power - 1.4 Watt, 66lm, typ CRI 85  
Rated Current - 350mA  
Forward Voltage - 3.0 V DC  
(constant current drivers required)

### LED Colour: 5,000K

LED Power - 1.4 Watt, 100lm, typ CRI 70  
Rated Current - 350mA  
Forward Voltage - 3.0 V DC  
(constant current drivers required)

## INSTALLATION

Cable length is 120mm as standard please enquire for custom lengths


Fixing method: Suitable adhesive (not supplied)

Please note this product requires an LED driver. Driver not included but these are available to order



# 40mm 10° Picture Light

IP66, low profile LED Courtesy light, for interior or exterior use



COURTESY

29

## BEZEL FINISHES



Polished 316  
Stainless Steel



Painted 6082  
Aluminium

Custom finishes available upon request

## LENS STYLES



6°  
Clear narrow



25°  
Pattern wide

## DESIGN

Like the 40mm Micro range but with a 10 degree off axis angle on LED and optic

Suitable for lighting pictures and walls

Inbuilt 12-24V DC drivers available

Bezel designs also available in the down light ranges.

If you require bespoke bezels or any alterations to existing designs please contact us

Coloured LEDs available

## TECHNICAL

### LED Colour: 3,000K

LED Power - 1.4 Watt, 66lm, typ CRI 85

Rated Current - 350mA

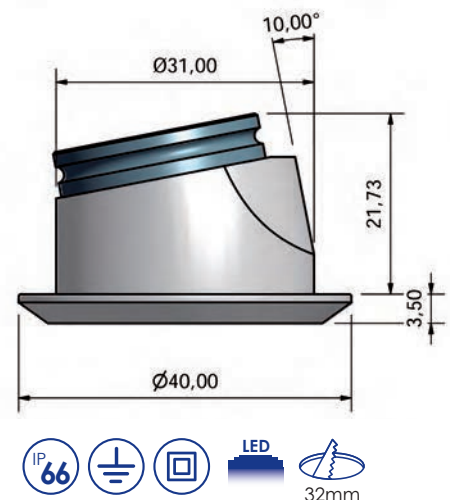
Forward Voltage - 3.0 V DC  
(constant current drivers required)

### LED Colour: 5,000K

LED Power - 1.4 Watt, 100lm, typ CRI 70

Rated Current - 350mA

Forward Voltage - 3.0 V DC  
(constant current drivers required)



32mm

## INSTALLATION

Cable length is 135mm as standard, please enquire for custom lengths

Fixing method: Suitable adhesive (not supplied)

Please note this product requires an LED driver. Driver not included but these are available to order

# 40mm Micro Acrylic Range

IP54, low profile LED Courtesy light, for interior use

COURTESY

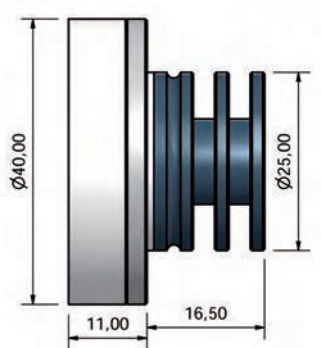
30



Flat



Dome



## BEZEL FINISHES



Acrylic dome



Acrylic flat

Custom finishes available upon request

## LENS STYLES



Frosted

## DESIGN

Simple step lights

With a clear anodized fixing ring

Inbuilt 12-24V DC drivers available

Coloured LEDs available

## TECHNICAL

### LED Colour: 3,000K

LED Power - 1.4 Watt, 66lm, typ CRI 85

Rated Current - 350mA

Forward Voltage - 3.0 V DC  
(constant current drivers required)

### LED Colour: 5,000K

LED Power - 1.4 Watt, 100lm, typ CRI 70

Rated Current - 350mA

Forward Voltage - 3.0 V DC  
(constant current drivers required)

## INSTALLATION

Cable length is 135mm as standard, please enquire for custom lengths

Fixing method: Fixed with a surface mounted aluminium fixing ring with three M3 mounting holes on a 33.5mm PCD (fixing screws not included)

We advise the use of a clear sealant behind the bezel lip when used in wet areas

Please note this product requires an LED driver. Driver not included but these are available to order

## 40mm Micro Range

IP66, low profile LED Courtesy light, for interior or exterior use



Atlantic



Micro Step



Neptune



Rianna




Riviera



San Remo

### BEZEL FINISHES



Polished 316  
Stainless Steel



Painted 6082  
Aluminium

Custom finishes available upon request

### LENS STYLES



6°  
Clear narrow



25°  
Pattern wide

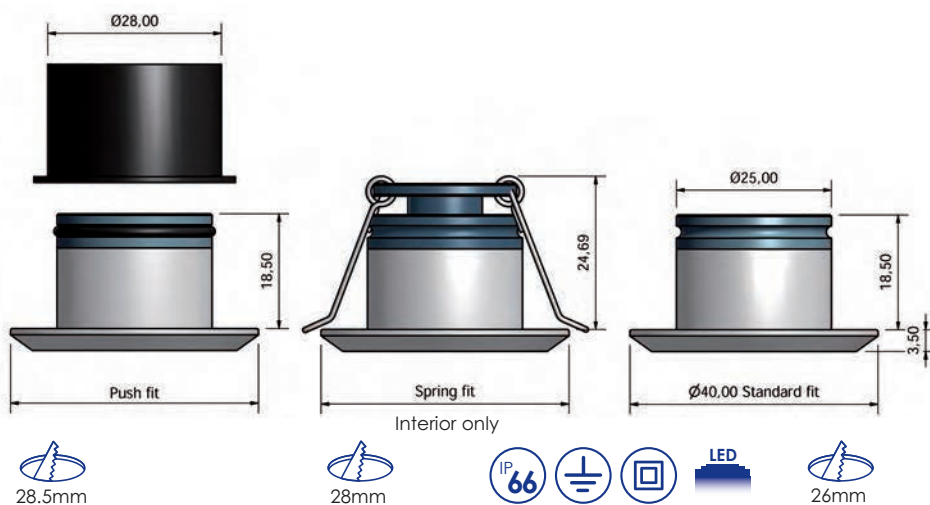
### DESIGN

Inbuilt 12-24V DC drivers available

Bezel designs also available in the down light ranges

If you require bespoke bezels or any alterations to existing designs please contact us

Coloured LEDs available



### TECHNICAL

#### LED Colour: 3,000K

LED Power - 1.4 Watt, 66lm, typ CRI 85  
Rated Current - 350mA  
Forward Voltage - 3.0 V DC  
(constant current drivers required)

#### LED Colour: 5,000K

LED Power - 1.4 Watt, 100lm, typ CRI 70  
Rated Current - 350mA  
Forward Voltage - 3.0 V DC  
(constant current drivers required)

### INSTALLATION

Cable length is 135mm as standard, please enquire for custom lengths

#### Standard Fit

Fixing method: Suitable adhesive (not supplied)

#### Spring Fit

Fixing method: Spring clips  
Panel thickness: min 5mm - max 15mm

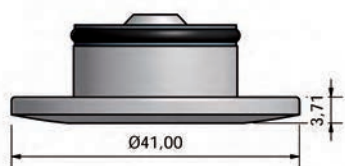
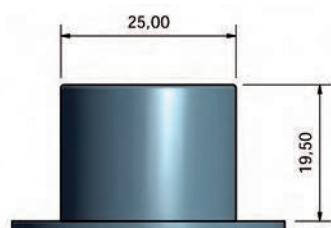
#### Push Fit

Fixing method: Plastic sleeves are fitted with a suitable adhesive then the fitting is pushed into place when dry

Please note this product requires an LED driver. Driver not included but these are available to order

# 41mm Push Fit Step

IP65, low profile push fit LED Courtesy light, for interior or exterior use



COURTESY

32

## BEZEL FINISHES




Polished 316  
Stainless Steel



Painted 6082  
Aluminium

Custom finishes available upon request

## LENS STYLES



6°  
Clear narrow



25°  
Pattern wide

## DESIGN

Inbuilt 12-24V DC drivers available

Bezel designs also available in the down light ranges.

If you require bespoke bezels or any alterations to existing designs please contact us

Coloured LEDs available

## TECHNICAL

### LED Colour: 3,000K

LED Power - 1.4 Watt, 66lm, typ CRI 85  
Rated Current - 350mA  
Forward Voltage - 3.0 V DC  
(constant current drivers required)

### LED Colour: 5,000K

LED Power - 1.4 Watt, 100lm, typ CRI 70  
Rated Current - 350mA  
Forward Voltage - 3.0 V DC  
(constant current drivers required)

## INSTALLATION

Cable length is 135mm as standard, please enquire for custom lengths

Fixing method: Heatsink is fitted with two M3 counter sunk screws (not provided) on a 32mm PCD then the bezel is pushed into place

Please note this product requires an LED driver. Driver not included but these are available to ordered into place



# 44mm Courtesy Eyelid


IP66, low profile LED Courtesy light, for interior or exterior use



COURTESY

33

## BEZEL FINISHES



Polished 316  
Stainless Steel



Painted 6082  
Aluminium

Custom finishes available upon request

## LENS STYLES



Frosted

## DESIGN

Inbuilt 12-24V DC drivers available

If you require bespoke bezels or any alterations to existing designs please contact us

Coloured LEDs available

## TECHNICAL

### LED Colour: 3,000K

LED Power - 1.4 Watt, 66lm, typ CRI 85

Rated Current - 350mA

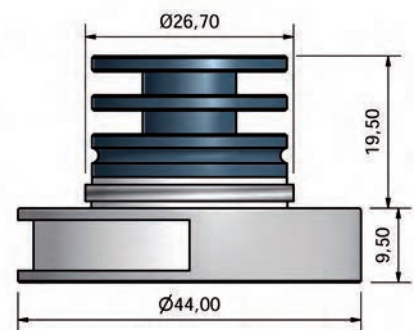
Forward Voltage - 3.0 V DC  
(constant current drivers required)

### LED Colour: 5,000K

LED Power - 1.4 Watt, 100lm, typ CRI 70

Rated Current - 350mA

Forward Voltage - 3.0 V DC  
(constant current drivers required)



28mm

## INSTALLATION

Cable length is 125mm as standard, please enquire for custom lengths

Fixing method: Suitable adhesive (not supplied)

Please note this product requires a LED driver. Driver not included but these are available to order

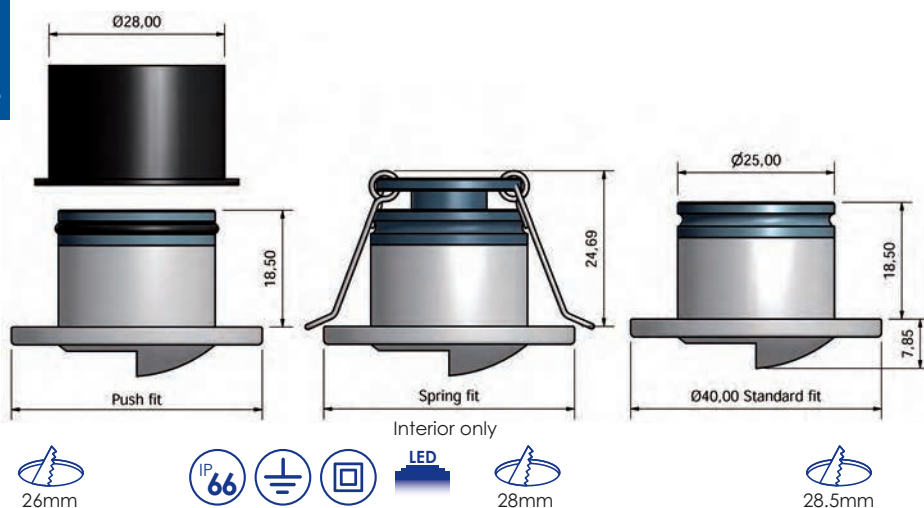
# 40mm Eyelid

IP66, low profile LED Courtesy light, for interior or exterior use



COURTESY

34



## BEZEL FINISHES



Polished 316  
Stainless Steel



Painted 6082  
Aluminium

Custom finishes available upon request

## LENS STYLES



6°  
Clear narrow



25°  
Pattern wide

## DESIGN

Inbuilt 12-24V DC drivers available

Bezel designs also available in the down light ranges.

If you require bespoke bezels or any alterations to existing designs please contact us

Coloured LEDs available

## TECHNICAL

### LED Colour: 3,000K

LED Power - 1.4 Watt, 66lm, typ CRI 85  
Rated Current - 350mA  
Forward Voltage - 3.0 V DC  
(constant current drivers required)

### LED Colour: 5,000K

LED Power - 1.4 Watt, 100lm, typ CRI 70  
Rated Current - 350mA  
Forward Voltage - 3.0 V DC  
(constant current drivers required)

## INSTALLATION

Cable length is 135mm as standard, please enquire for custom lengths

### Standard Fit

Fixing method: Suitable adhesive (not supplied)

### Spring Fit

Fixing method: Spring clips  
Panel thickness: min 5mm - max 15mm

### Push Fit

Fixing method: Plastic sleeves are fitted with a suitable adhesive then the fitting is pushed into place when dry

Please note this product requires a LED driver. Driver not included but these are available to order

# 63mm Eyelid

IP66, low profile LED Courtesy light, for interior or exterior use



COURTESY

35

## BEZEL FINISHES



Polished 316  
Stainless Steel



Painted 6082  
Aluminium

Custom finishes available upon request

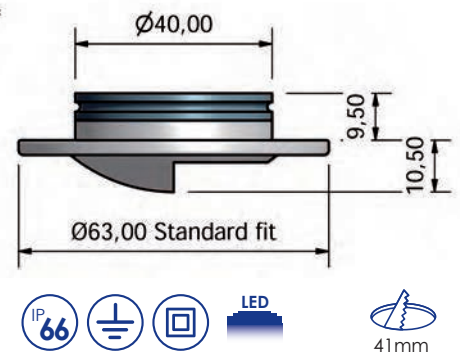
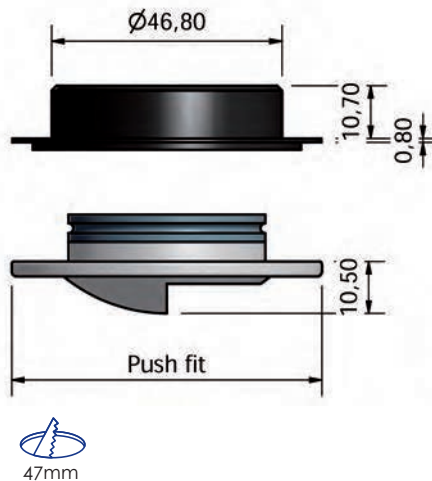
## LENS STYLES



Clear pattern



Frosted



## DESIGN

Inbuilt 12-24V DC drivers available

If you require bespoke bezels or any alterations to existing designs please contact us

Coloured LEDs available

## TECHNICAL

### LED Colour: 3,000K

LED Power - 1.4 Watt, 66lm, typ CRI 85  
Rated Current - 350mA  
Forward Voltage - 3.0 V DC  
(constant current drivers required)

### LED Colour: 5,000K

LED Power - 1.4 Watt, 100lm, typ CRI 70  
Rated Current - 350mA  
Forward Voltage - 3.0 V DC  
(constant current drivers required)

## INSTALLATION

Cable length is 135mm as standard, please enquire for custom lengths

### Standard Fit

Fixing method: Suitable adhesive (not supplied)

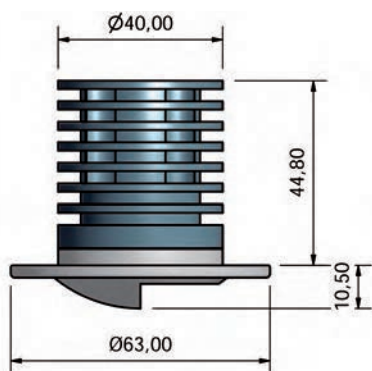
### Push Fit

Fixing method: Plastic sleeves are fitted with a suitable adhesive then the fitting is pushed into place when dry

Please note this product requires a LED driver. Driver not included but these are available to order

# 63mm Eyelid 5 Watt

IP66, LED Courtesy light, for interior or exterior use



COURTESY

36

## BEZEL FINISHES



Polished 316  
Stainless Steel



Painted 6082  
Aluminium

Custom finishes available upon request

## LENS STYLES



Clear pattern



Frosted

## DESIGN

Inbuilt 12-24V DC drivers available

Push fit option available

If you require bespoke bezels or any alterations to existing designs please contact us

Coloured LEDs available

## TECHNICAL

### LED Colour: 3,000K

LED Power - 5 Watt, 320lm, typ CRI 80

Rated Current - 350mA

Forward Voltage - 12 V DC

(constant current drivers required)

### LED Colour: 5,000K

LED Power - 5 Watt, 400lm, typ CRI 80

Rated Current - 350mA

Forward Voltage - 12 V DC

(constant current drivers required)

## INSTALLATION

Cable length is 135mm as standard, please enquire for custom lengths

Fixing method: Suitable adhesive (not supplied)

Please note this product requires a LED driver. Driver not included but these are available to order



# 85mm Eyelid


IP66, low profile LED Courtesy light, for interior or exterior use



COURTESY

37

## BEZEL FINISHES



Polished 316  
Stainless Steel



Painted 6082  
Aluminium

Custom finishes available upon request

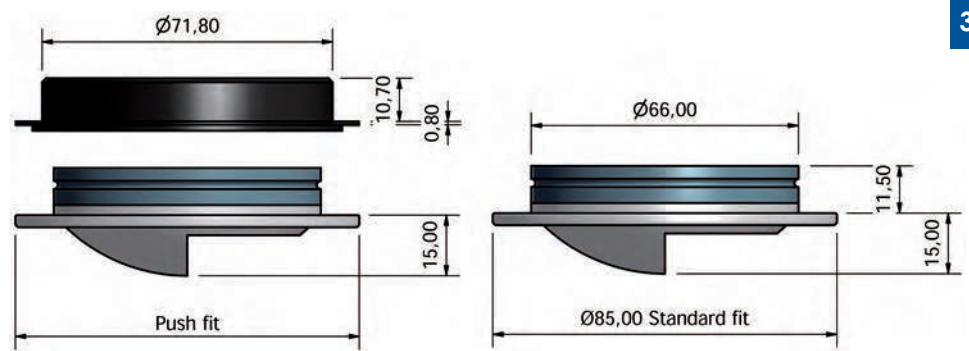
## LENS STYLES



Clear pattern



Frosted



## DESIGN

Inbuilt 12-24V DC drivers available

If you require bespoke bezels or any alterations to existing designs please contact us

Coloured LEDs available

## TECHNICAL

### LED Colour: 3,000K

LED Power - 1.4 Watt, 66lm, typ CRI 85

Rated Current - 350mA

Forward Voltage - 3.0 V DC

(constant current drivers required)

### LED Colour: 5,000K

LED Power - 1.4 Watt, 100lm, typ CRI 70

Rated Current - 350mA

Forward Voltage - 3.0 V DC

(constant current drivers required)

## INSTALLATION

Cable length is 135mm as standard, please enquire for custom lengths

### Standard Fit

Fixing method: Suitable adhesive (not supplied)

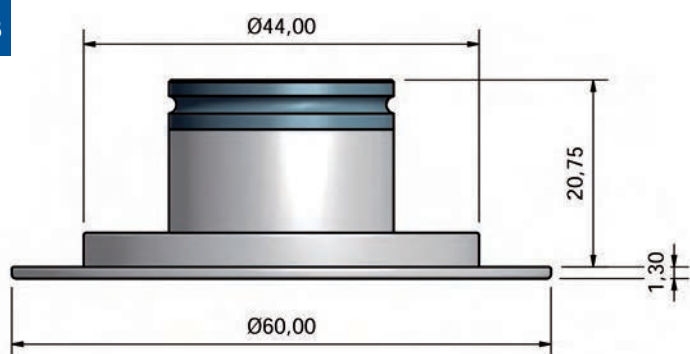
### Push Fit

Fixing method: Plastic sleeves are fitted with a suitable adhesive then the fitting is pushed into place when dry

Please note this product requires a LED driver. Driver not included but these are available to order

# 60mm Micro Antibes

IP66, low profile LED Courtesy light, for interior or exterior use



## DESIGN

Inbuilt 12-24V DC drivers available

Bezel designs also available in the down light ranges.

If you require bespoke bezels or any alterations to existing designs please contact us

Coloured LEDs available

## TECHNICAL


### LED Colour: 3,000K

LED Power - 1.4 Watt, 66lm, typ CRI 85  
Rated Current - 350mA  
Forward Voltage - 3.0 V DC  
(constant current drivers required)

### LED Colour: 5,000K

LED Power - 1.4 Watt, 100lm, typ CRI 70  
Rated Current - 350mA  
Forward Voltage - 3.0 V DC  
(constant current drivers required)

## BEZEL FINISHES



Polished 316  
Stainless Steel



Painted 6082  
Aluminium

Custom finishes available upon request

## LENS STYLES



6°  
Clear narrow



25°  
Pattern wide

## INSTALLATION

Cable length is 135mm as standard, please enquire for custom lengths

Fixing method: Suitable adhesive (not supplied)

Please note this product requires a LED driver. Driver not included but these are available to order

# 63mm Carla Eyelid


IP66, low profile LED Courtesy light, for interior or exterior use



COURTESY

39

## BEZEL FINISHES



Polished 316  
Stainless Steel



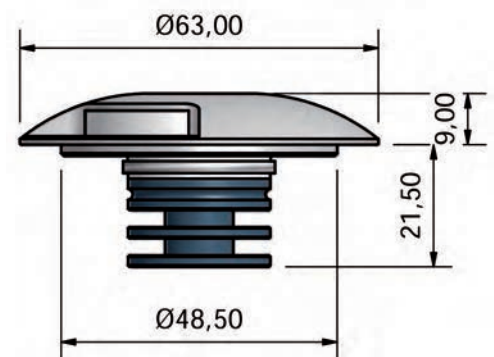
Painted 6082  
Aluminium

Custom finishes available upon request

## LENS STYLES



Frosted



## DESIGN

Inbuilt 12-24V DC drivers available

If you require bespoke bezels or any alterations to existing designs, please contact us

Coloured LEDs available

Twin up and down option available

## TECHNICAL

### LED Colour: 3,000K

LED Power: 1.4 Watt, 66lm, typ CRI 85  
Rated Current: 350mA  
Forward Voltage: 3.0 V DC  
(Constant current drivers required)

### LED Colour: 5,000K

LED Power: 1.4 Watt, 100lm, typ CRI 70  
Rated Current: 350mA  
Forward Voltage: 3.0 V DC  
(Constant current drivers required)

## INSTALLATION

Cable length is 125mm as standard, please enquire for custom lengths

Fixed method: Suitable adhesives (not supplied)

Please note this product requires an LED driver. Driver not included but these are available to order.



# mast and rig lighting




# 50mm Rig Step

IP66, LED structure light, for exterior use



## BEZEL FINISHES



Polished 316  
Stainless Steel



Anodized 6082  
Aluminium

Custom finishes available upon request

## LENS STYLES



6°  
clear narrow



25°  
Pattern wide

## DESIGN

Made with two lenses and a cable gland for Mast and Rig lighting in mind

Inbuilt 12-24V DC drivers available

Coloured LEDs available

3 Watt option available

## TECHNICAL

### LED Colour: 3,000K

LED Power - 1.4 Watt, 66lm, typ CRI 85

Rated Current - 350mA

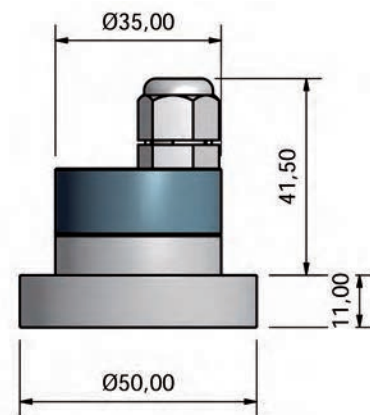
Forward Voltage - 3.0 V DC  
(constant current drivers required)

### LED Colour: 5,000K

LED Power - 1.4 Watt, 100lm, typ CRI 70

Rated Current - 350mA

Forward Voltage - 3.0 V DC  
(constant current drivers required)



## INSTALLATION

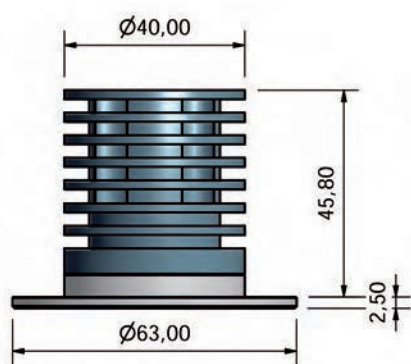
Cable length is 135mm as standard, please enquire for custom lengths

Fixing method: Surface mounted or recessed then fixed with three M3 counter sunk screws on a 42mm PCD

Please note this product requires a LED driver. Driver not included but these are available to order

# 63mm Rig Spreader

IP66, LED structure light, for exterior use



## DESIGN

This fitting has two lenses: an outer lens and an internal optic

The outer lens can be frosted on the inside to soften the light output

If you require bespoke bezels or any alterations to existing designs, please contact us

Coloured LEDs available

**Please note this product NOW requires a 350MA supply**

## TECHNICAL

### LED Colour: 3,000K

LED Power - 5 Watt, 320lm, typ CRI 80  
Rated Current - 350mA  
Forward Voltage - 12 V DC  
(constant current drivers required)

### LED Colour: 5,000K

LED Power - 5 Watt, 400lm, typ CRI 80  
Rated Current - 350mA  
Forward Voltage - 12 V DC  
(constant current drivers required)

## BEZEL FINISHES



Polished 316  
Stainless Steel



Painted 6082  
Aluminium

Custom finishes available upon request

## LENS STYLES



Clear  
Narrow



Frosted  
Wide

## INSTALLATION

Cable length is 110mm as standard, please enquire for custom lengths

Fixing method: Three M4 counter sunk screws on a 51mm PCD (not supplied)

Use suitable sealant behind the bezel

Please note this product requires a LED driver. Driver not included but these are available to order

# 110mm Mast Light Range


IP66, LED structure light, for exterior use



MAST AND RIG

43

## BEZEL FINISHES



Polished 316  
Stainless Steel



Anodized 6082  
Aluminium

Custom finishes available upon request

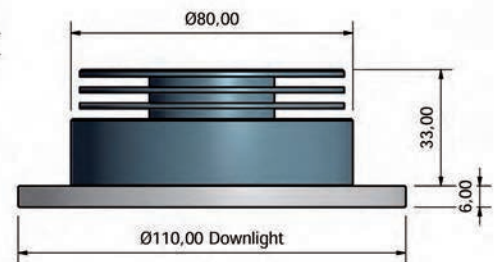
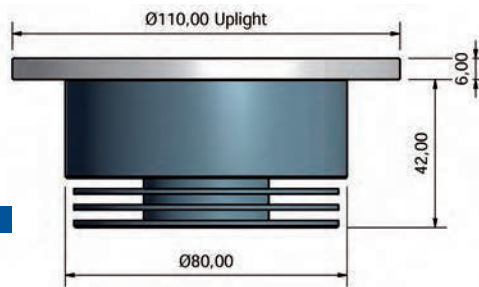
## LENS STYLES



Clear  
Narrow



Frosted  
Wide



81mm

## DESIGN

Savage's classic and popular mast light has undergone an electronic redesign to incorporate the latest LED technology with more efficient optics.

This product is available in two styles: Uplight and Downlight

Please note that the Uplight incorporates a thicker lens

This fitting has two lenses: an outer lens and an internal optic

The outer lens can be frosted on the inside to soften the light output

If you require bespoke bezels or any alterations to existing designs, please contact us

## TECHNICAL

### LED Colour: 3,000K

LED Power - 6 Watt, 420lm, typ CRI 85  
Rated Current - 700mA  
Forward Voltage - 12 V DC  
(constant current drivers required)

### LED Colour: 5,000K

LED Power - 6 Watt, 460lm, typ CRI 80  
Rated Current - 700mA  
Forward Voltage - 12 V DC  
(constant current drivers required)

Coloured LEDs available

## INSTALLATION


Cable length is 110mm as standard, please enquire for custom lengths

Fixing method: Three M5 counter sunk screws on a 92mm PCD (not supplied)

Supplied with a gasket

Please note this product requires a LED driver. Driver not included but these are available to order

# LED replacement **bulb bodies**





# 100mm GU10 Range

IP66, LED downlights, for interior or exterior use




Atlantic



Caspian

## BEZEL FINISHES



Polished 316  
Stainless Steel



Painted 6082  
Aluminium

Custom finishes available upon request

## LENS STYLES



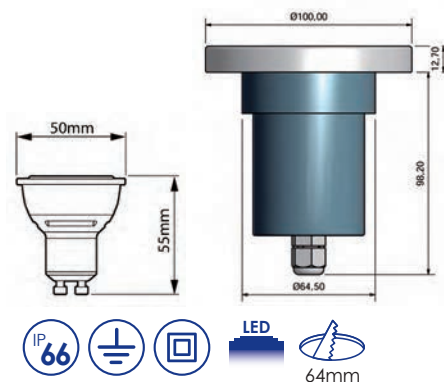
Clear



Clear pattern



Frosted



## DESIGN

Photo represents the bezel style only

Light source may appear different depending on bulb selection

## TECHNICAL

Savage Marines custom GU10 LED bulb housing will work with most current LED bulbs

We recommend the Phillips Master led spot MV GU10 6 WATT range of bulbs

We can also supply bulbs for these fittings please enquire. If using your own bulbs please enquire to confirm compatibility

## INSTALLATION

Cable length is 125mm as standard

Fixing method: Three M4 counter sunk screws on a 82mm PCD (not supplied)

Supplied with two internal gaskets

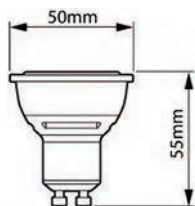
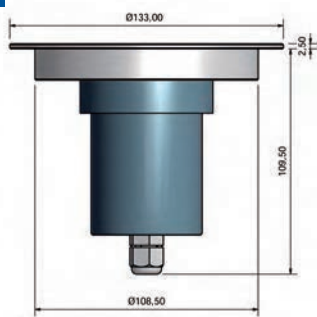
# 133mm GU10 Antibes

IP66, LED downlights, for interior or exterior use




LED REPLACEMENT

46



## BEZEL FINISHES



Polished 316  
Stainless Steel



Painted 6082  
Aluminium

Custom finishes available upon request

## LENS STYLES



Clear



Clear pattern



Frosted

## DESIGN

Photo represents the bezel style only

Light source may appear different depending on bulb selection

## TECHNICAL

Savage Marines custom GU10 LED bulb housing will work with most current LED bulbs

We recommend the Phillips Master led spot MV GU10 6 WATT range of bulbs

We can also supply bulbs for these fittings please enquire.  
If using your own bulbs please enquire to confirm compatibility

## INSTALLATION

Cable length is 125mm as standard

Fixing method: Suitable adhesive (not supplied)

Spring clips available

Supplied with two internal gaskets

reading  
lights






# Goose Neck Reading Light


IP54, reading light for interior use

READING

48




## BEZEL FINISHES



Polished 316  
Stainless Steel

Custom finishes available upon request

## LENS STYLES



6°  
Clear narrow



25°  
Pattern wide

## DESIGN

Flex neck is a chrome plated brass and steel assembly

Inbuilt 12-24V DC drivers available

If you require bespoke bezels or any alterations to existing designs please contact us

Coloured LEDs available

## TECHNICAL

### LED Colour: 3,000K

LED Power - 1.4 Watt, 66lm, typ CRI 85  
Rated Current - 350mA  
Forward Voltage - 3.0 V DC  
(constant current drivers required)

### LED Colour: 5,000K

LED Power - 1.4 Watt, 100lm, typ CRI 70  
Rated Current - 350mA  
Forward Voltage - 3.0 V DC  
(constant current drivers required)

## INSTALLATION

Cable length is 120mm as standard, please enquire for custom lengths

Fixing method: Under surface fixing ring mounted with three M4 counter sunk screws on a 44mm PCD

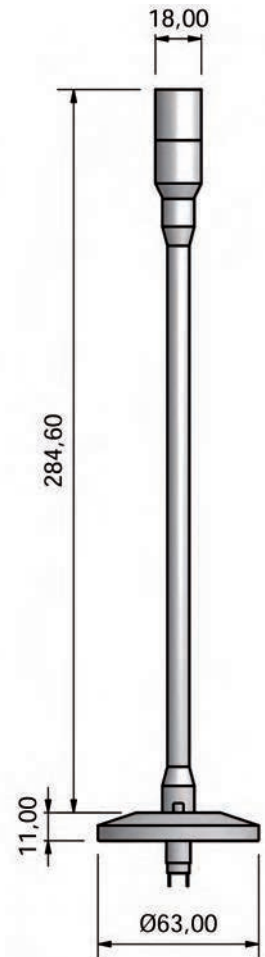
The light is then screwed into the mount

Please note this product requires a LED driver. Driver not included but these are available to order




# Goose Junior Reading Light

IP54, reading light for interior use



## BEZEL FINISHES



Polished 316  
Stainless Steel

Custom finishes available upon request

## LENS STYLES



Frosted  
spot only

## DESIGN

Flex neck is a chrome plated brass and steel assembly

Bezel designs also available in the down light ranges

If you require bespoke bezels or any alterations to existing designs please contact us

Coloured LEDs available

## TECHNICAL

### LED Colour: 3,000K

LED Power - 1.4 Watt, 66lm, typ CRI 85  
Rated Current - 350mA  
Forward Voltage - 3.0 V DC  
(constant current drivers required)

### LED Colour: 5,000K

LED Power - 1.4 Watt, 100lm, typ CRI 70  
Rated Current - 350mA  
Forward Voltage - 3.0 V DC  
(constant current drivers required)



## INSTALLATION

Cable length is 120mm as standard, please enquire for custom lengths

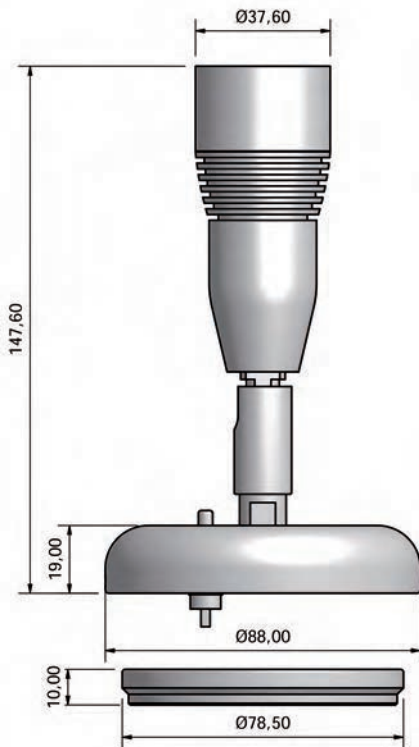
Fixing method: Mounted with three M4 counter sunk screws on a 50mm PCD

The bezel is then screwed to the wall plate

Please note this product requires a LED driver. Driver not included but these are available to order

# Jet Reading Light

IP54, reading light for interior use



READING

50

## BEZEL FINISHES



Polished 316  
Stainless Steel

Custom finishes available upon request

## LENS STYLES



6°  
Clear narrow



25°  
Pattern wide

## DESIGN

Knuckle is a chrome plated brass and steel assembly

Inbuilt 12-24V DC drivers available

If you require bespoke bezels or any alterations to existing designs please contact us

Coloured LEDs available

## TECHNICAL

### LED Colour: 3,000K

LED Power - 1.4 Watt, 66lm, typ CRI 85  
Rated Current - 350mA  
Forward Voltage - 3.0 V DC  
(constant current drivers required)

### LED Colour: 5,000K

LED Power - 1.4 Watt, 100lm, typ CRI 70  
Rated Current - 350mA  
Forward Voltage - 3.0 V DC  
(constant current drivers required)

## INSTALLATION

Cable length is 120mm as standard, please enquire for custom lengths

Fixing method: Surface mounted fixing ring fixed with three M4 counter sunk screws on a 64mm PCD

The light is then held to the ring with two grub screws

Please note this product requires a LED driver. Driver not included but these are available to order

# Micro Reading Light

IP54, reading light for interior use



## BEZEL FINISHES



Polished 316  
Stainless Steel

Custom finishes available upon request

## LENS STYLES



6°  
Clear narrow



25°  
Pattern wide

## DESIGN

Knuckle is a chrome plated brass and steel assembly

Inbuilt 12-24V DC drivers available

If you require bespoke bezels or any alterations to existing designs please contact us

Coloured LEDs available

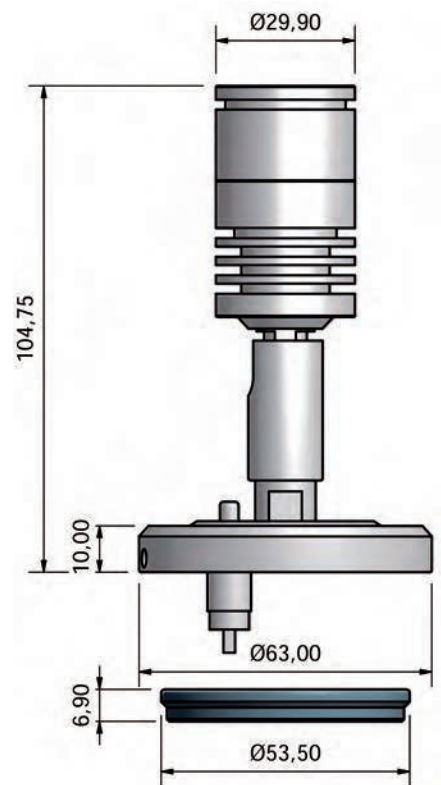
## TECHNICAL

### LED Colour: 3,000K

LED Power - 1.4 Watt, 66lm, typ CRI 85  
Rated Current - 350mA  
Forward Voltage - 3.0 V DC  
(constant current drivers required)

### LED Colour: 5,000K

LED Power - 1.4 Watt, 100lm, typ CRI 70  
Rated Current - 350mA  
Forward Voltage - 3.0 V DC  
(constant current drivers required)



## INSTALLATION

Cable length is 120mm as standard, please enquire for custom lengths

Fixing method: Surface mounted fixing ring fixed with three M3 counter sunk screws on a 43mm PCD

The light is then held to the ring with two grub screws

Please note this product requires a LED driver. Driver not included but these are available to order

lighting  
**solutions**



## Lighting Solutions

The time involved in identifying and implementing Lighting designs can be time consuming for the client, sourcing different products from different suppliers can often lead to the incorrect products being specified, Savage Lighting Solutions offers a complete service to provide you with a single point of contact, bringing together all elements, we offer the complete solution working with the industry's leading specialist, to ensure your project is a success



Lighting Design & Planning

Underwater Lights

High Quality LED strip Light

Designer Wall Lights

Lighting Controls

AV / Lighting integration

Hi Powered Flood Lights

## Engineered for Life

Engineering has always been a key focus for Savage Marine Lighting. Having in-house machining facilities and working with high grade metals has always ensured that quality assurance, product development and design and durability can remain at the centre of our lighting solutions.

In 2011 we were able to expand our engineering services, facilities and team as we merged with Pro-Tech CNC Ltd, a British precision engineering and stainless steel specialist company for the Aerospace and Marine markets. The joint experience of two British manufacturing companies and combined services and facilities, provides our clients with a more time efficient service, expanded facilities for new product development and a greater focus on research and development.

- Machining for components from 6mm to 300mm in diameter and up to 500mm in length
- Billet work up to 300mm in diameter
- Bar work up to 75mm in diameter
- Various turning machines enabling "C" Axis milling
- Exotic material machining
- Polishing
- Small - Medium batch runs
- Repeat and scheduled order requirements
- Bespoke commissions, custom designs, one-off fittings

Pro-Tech CNC Ltd was established in 2003 and are accredited with the ISO 910:2000 certification.





