



TRANSFLUID®
industrial & marine

HYBRID & ELECTRIC TECHNOLOGY



2023



drive with us

Transfluid

Founded in Milan Italy in 1957, Transfluid has always been a point of reference in the world of industrial transmission equipment and the standard that its competitors measure themselves.

Fluid couplings, variable speed drives, brakes, clutches, couplings and hydraulic transmissions constitute the core of the product line, while ultra-modern technology, careful selection of materials and meticulous assembly are the key ingredients in the recipe that has placed those products at the forefront of the market. Thousands of customers continue to choose Transfluid for the most diverse and demanding applications, knowing they can rely on Transfluid's technical department, where design, engineering and planning experts are always on hand to quickly resolve client's problems. Italian dynamic innovation, coupled with ongoing staff development and more than fifty years of hard-earned expertise, are the foundation of the company's success. Transfluid's unique approach has sparked small but important revolutions in the field of heavy-duty transmissions, for which recognition has come in the form of international awards.

Transfluid's catalogue boasts a wide range of products, and each unit produced is tested for safety, quality and durability. Being a world leader in the design and manufacture of fluid couplings, Transfluid has earned a reputation for diligent service, which assures the competence of the applications through careful quality control and on-site technical assistance. In addition to the Italian Headquarter. Transfluid's broad sales network consists of four branches located in China, France, The Netherlands and United States and more than 50 distributors located throughout the world.

Transfluid's Hybrid

The industrial market has been focused on developing new technologies to reduce their ecological impact on land and sea. Global awareness of air, noise and water pollution attributed to internal combustion engines has caused vehicle manufacturers to invest large amounts of money and resources into developing hybrid systems used in automobiles and small commercial vehicles. However, because of the wide variety of drive line designs used in industrial and marine markets, a standardized, quality, heavy duty "hybrid product" has been impractical to develop.

Accepting the challenge to provide a hybrid product for this neglected market Transfluid is ready to introduce a solution for low to medium power marine and industrial applications.

For decades Transfluid has been manufacturing a wide range of power transmission equipments and electric motors/generators.

Profiting from their experience in thousands of industrial and marine applications and using their existing technology it resulted in the development of the technology of the future.

HYBRID MODULE ELECTRIC MOTOR - MOTOR CONTROLLER



BATTERY SYSTEM



The System

The hybrid system works in three specific modes:

- **electric propulsion** to drive or sail at ZERO emissions and in absolute silence
- **engine propulsion** that uses the electric machine as generator to recharge the batteries
- **"booster" function** that allows the electric motor, during acceleration, to assist the engine in providing extra torque to the driveline

How It Works

The input side is a hydraulic or pneumatic controlled clutch.

When disengaged, the engine is disconnected from the rest of the driveline allowing the vehicle or vessel to be operated by the electric motor instead of the engine.

During engine operation, the clutch is engaged and the electric motor becomes a generator, recharging the batteries, if required.

By operating the engine and electric motor at the same time, the "booster" operation is engaged, increasing the total available power to the driven machine.

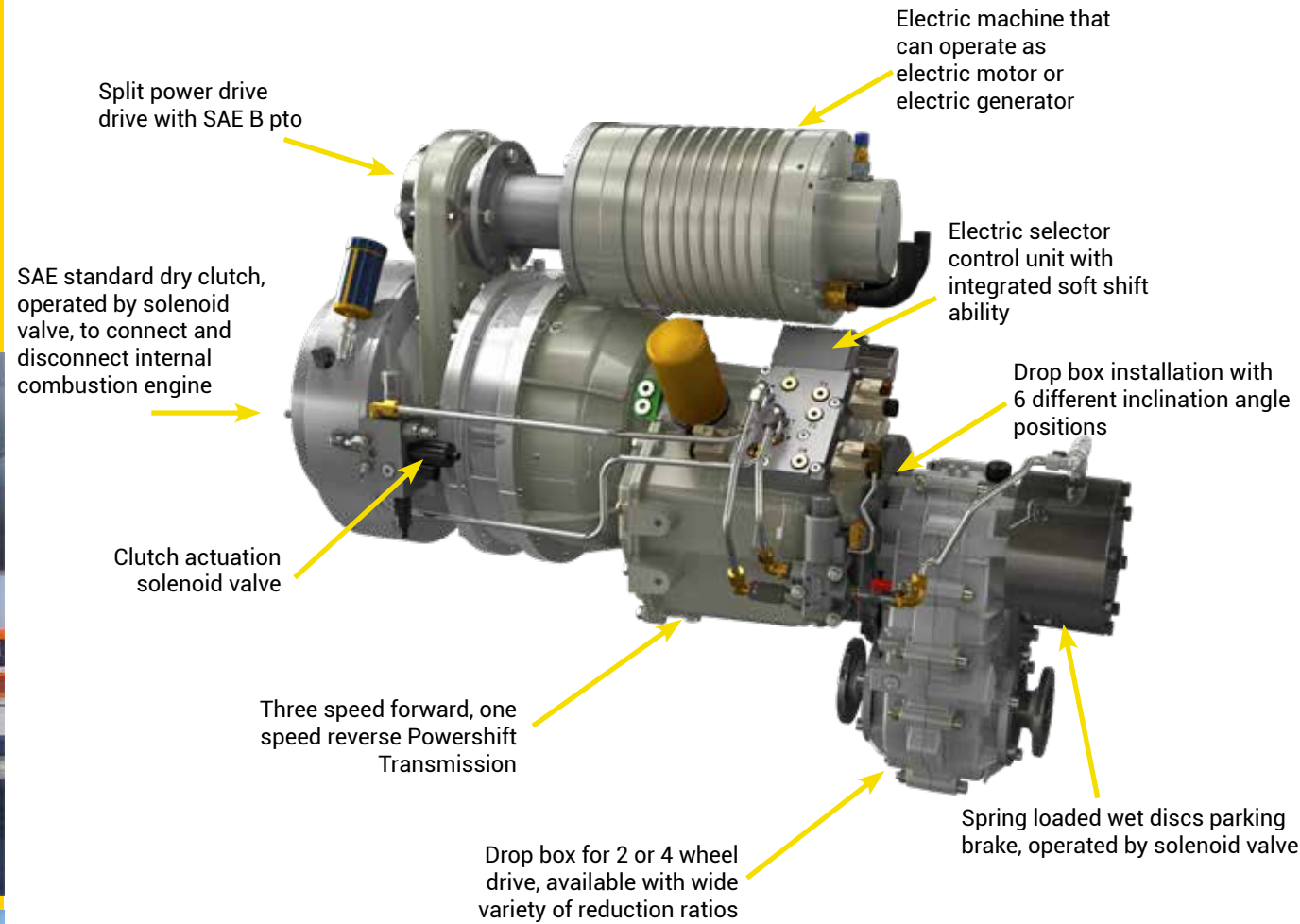
All operations are controlled via Transfluid's proprietary electronic controller MPCB-R5, which communicates with all equipments through CAN BUS protocol, making the system a simple "plug and play" solution.




Industrial hybrid



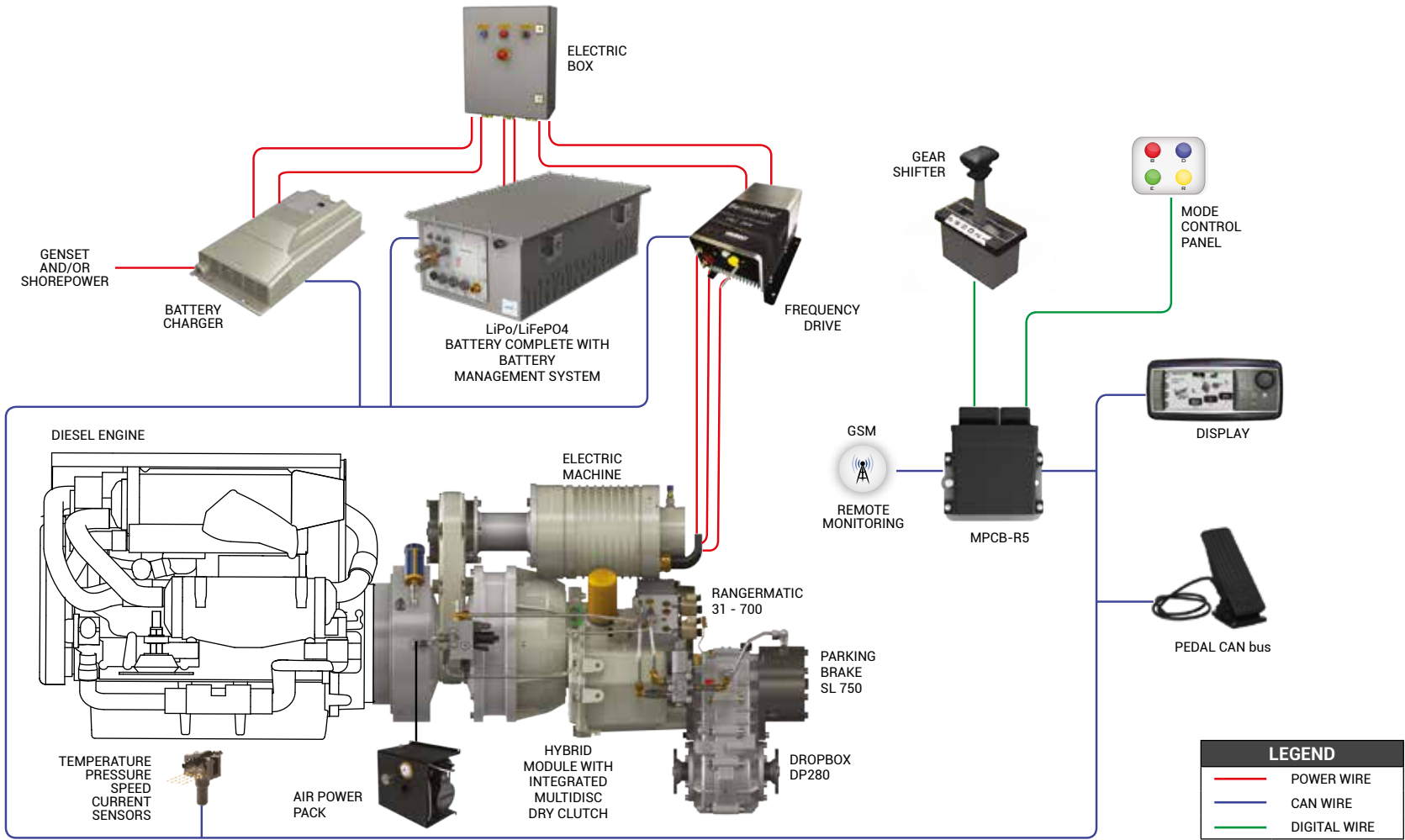
HTV700



HM560 with Hydrostatic Transmission



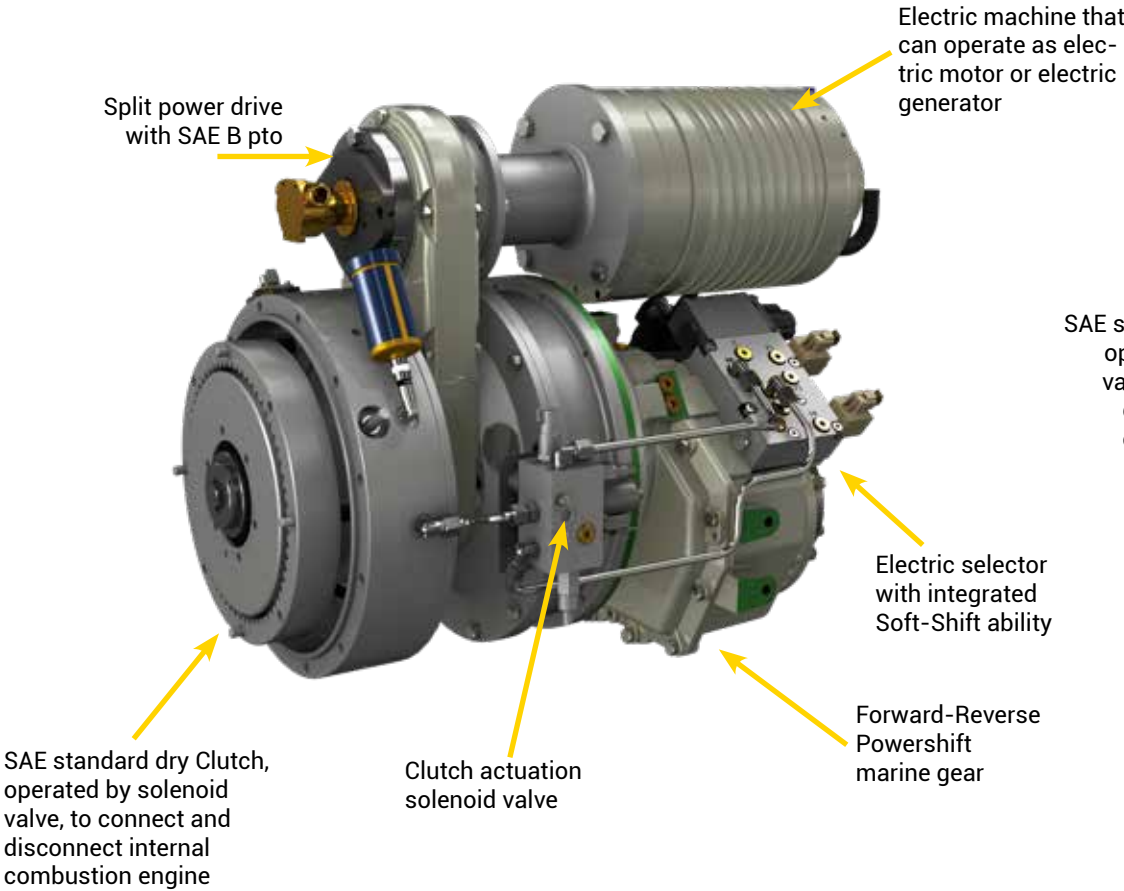
Working scheme



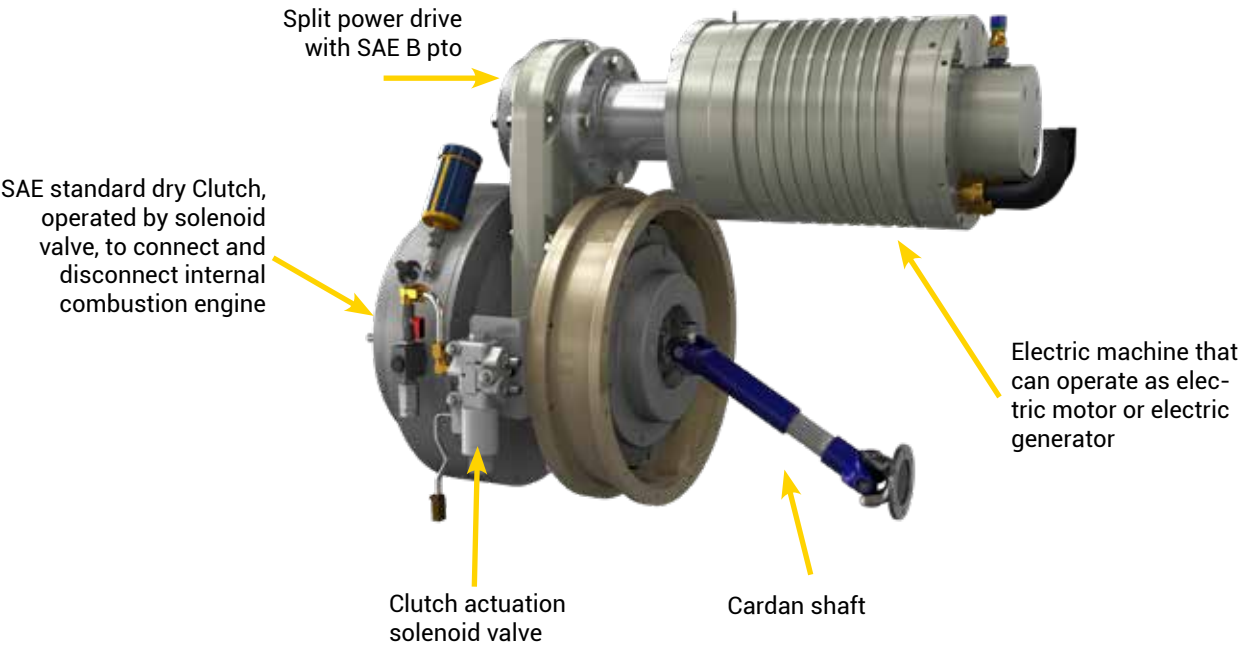
Marine hybrid



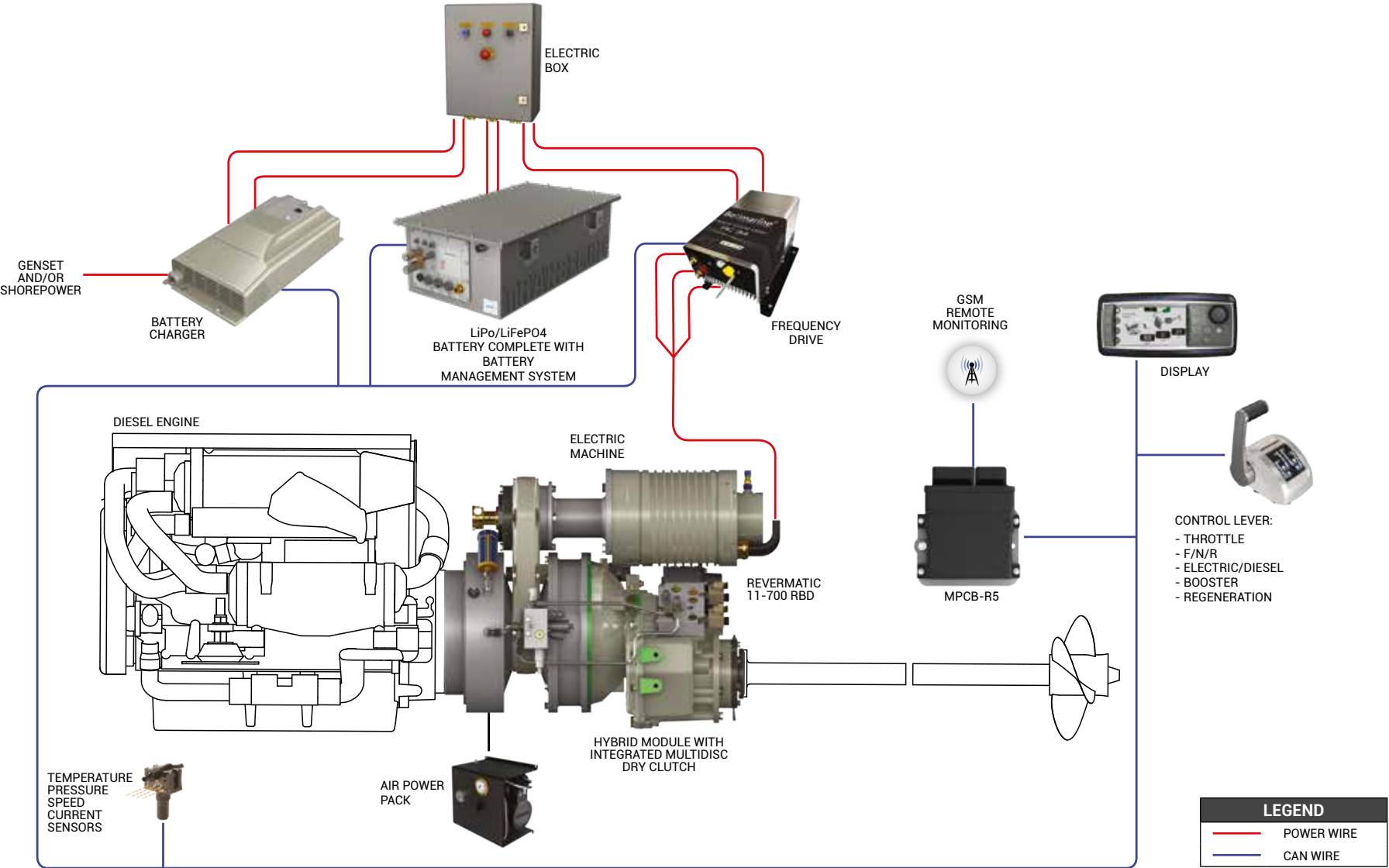
HTM700



HM560 with Cardan Shaft



Working scheme



The hybrid series

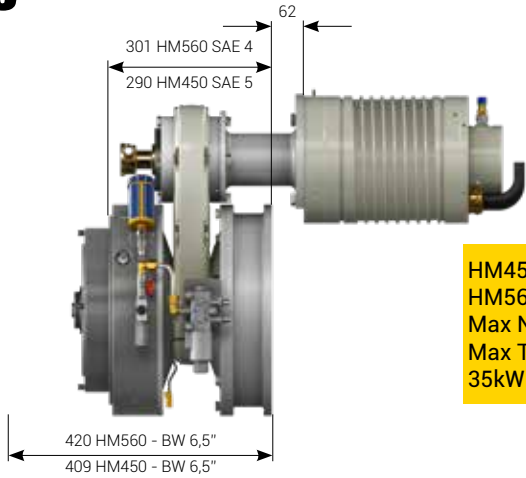

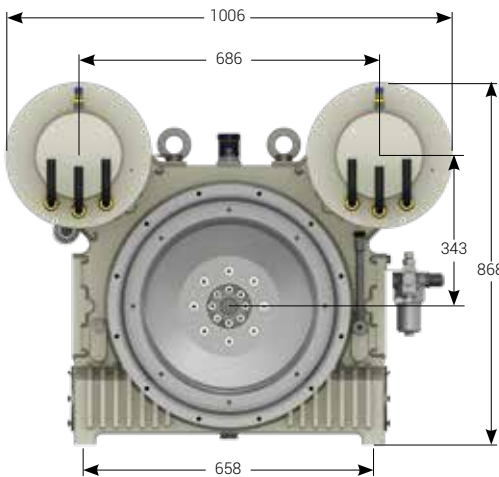



In close cooperation with leading battery and motorcontroller manufacturers the HM Module series(450-560-2000-3350-6300) was developed to provide a standard, simple, quality solution. Designed to “sandwich” between an engine with a SAE flywheel and housing and transmission with a SAE input, the HM module provides a seamless solution that is easier to apply and simpler to operate than any application specific solution. Additionally, the electric machine (the motor generator) can be mounted in multiple positions in order to provide the best fit for the engine compartment. To install, all that is required is a short distance between the engine and transmission, this make it an ideal solution for retrofits and new designs.

Transfluid also provides two packages that couple the HM technology with their power shift transmissions and marine products. The HTV700 is a complete vehicle transmission product utilizing a power shift transmission, 4WD drop box and brake. Designed to be exceptionally compact it is ideal for ground support equipment and small mining and construction machines. The HTM700 is a hybrid marine transmission. The electric function is becoming mandatory in many ports where they are trying to mitigate the air and water pollution caused by tendering and docking vessels. The HTV700 is applicable for engines up to 95 kW (127 hp) while the HTM700 is capable of 140kW (187 hp). Both Packages are equipped with a come home feature.


Reference catalogs of the products we use in hybrid & electric technology




Technical specifications




HM450 Hybrid Module
HM560 Hybrid Module
Max N° of Electric Machine: 1
Max Tot Elec. Input Power:
35kW @ 3000rpm



HM2000 Hybrid Module
Max N° of Electric Machine: 2
Max Tot Elec. Input Power:
150kW @ 3000rpm



HM3350 Hybrid Module
Max N° of Electric Machine: 2
Max Tot Elec. Input Power:
200kW @ 3000rpm
Optional PTO heads



HM6300 Hybrid Module
Max N° of Electric Machine: 2
Max Tot Elec. Input Power:
200kW @ 3000rpm
Optional PTO heads

Why Transfluid

By dedicating significant resources in the research and development of the Hybrid System range of products Transfluid is capable of providing complete hybrid solutions as well as the technical support required by manufacturers to implement these products. Transfluid's Hybrid System easily integrates into traditional propulsion systems assuring an efficient solution to green power and fuel economy. All modules fit between the engine and transmission, occupying limited space, as though they are an integrated and independent component in the propulsion driveline.

Not only the ecological sustainability is one of the advantages of Hybrid solutions but fuel savings and energy management are of the same importance. With the "booster" function, designers can consider a lower power engine yet still maintain the desired performances. Ship owners can retrofit their vessels thereby providing lower costs and profiting from immediate benefits.

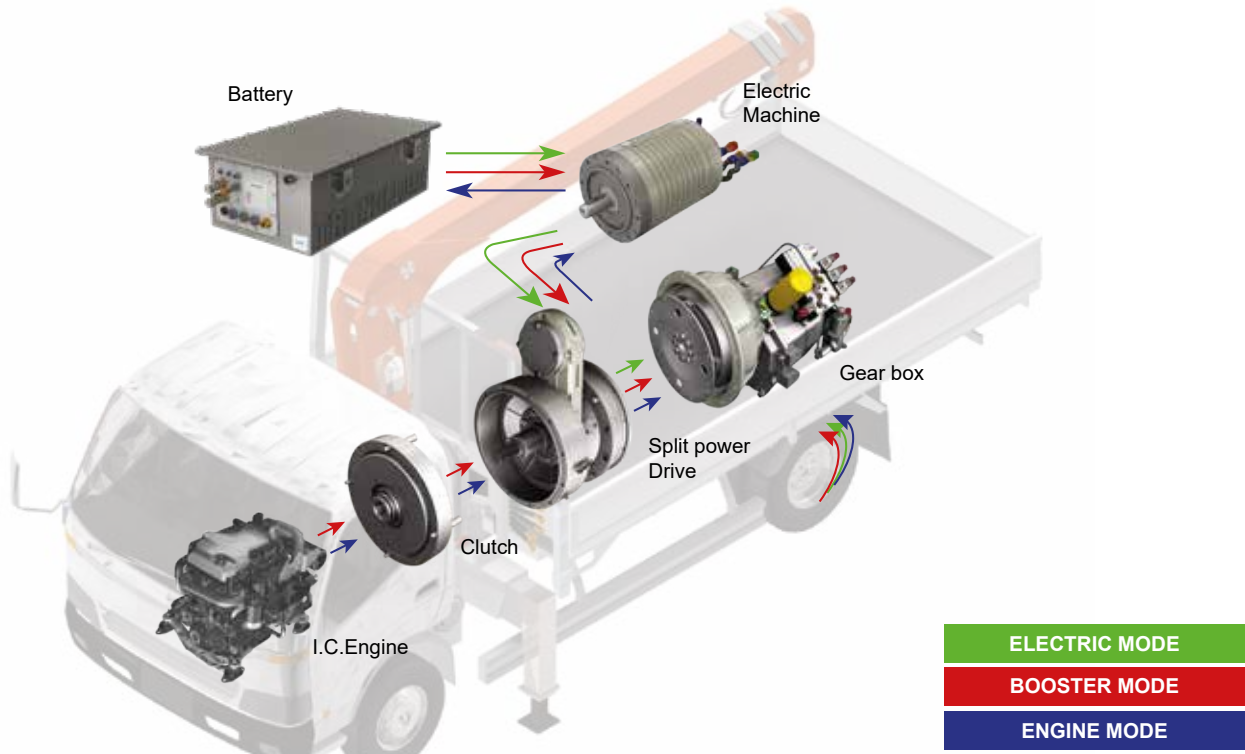
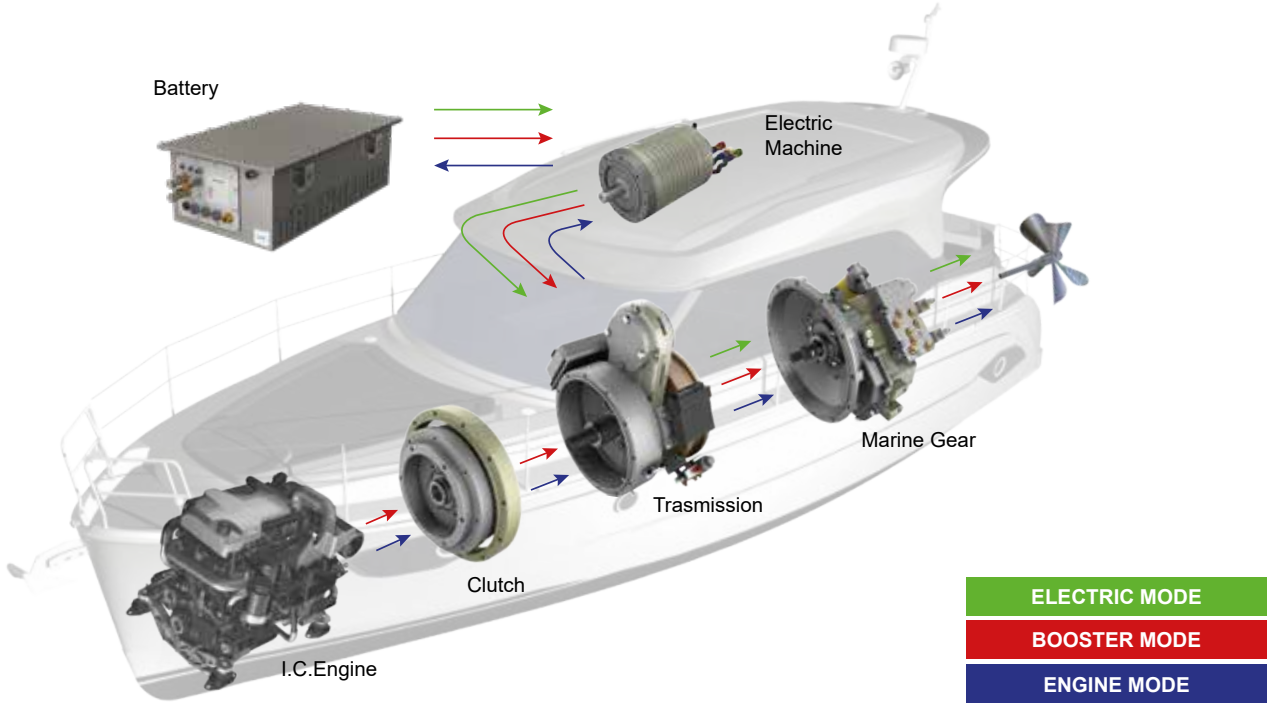
Transfluid is not just a supplier, but also a partner. By providing innovative technology coupled with competitive pricing, even the most difficult hybrid problems can be quickly solved.

HYBRID TRANSMISSION	INPUT & OUTPUT Standard (1) SAE J617 & J620	MAX INPUT TORQUE Nm (lb-ft)	INPUT POWER INDUSTRIAL kW (hp) - rpm	INPUT POWER MARINE kW (hp) - rpm	WEIGHT kg (lbs)
HM450	SAE5-8" (5)	450 (332)	65 (87)-3000	100 (134)-3800	95 (209)
HM560	SAE4-10" (5)	560 (414)	115 (155)-3000	180 (240)-3800	120 (265)
HM2000	SAE3-11.5"	2000 (1478)	350 (470)-2600	435 (580)-3300	350 (772)
HM3350	SAE1-14"	3350 (2476)	500(670)-2200	620 (830)-2300	560 (1236)
HM6300	SAE1/0-14"/18"	6300 (4647)	920(1230)-2100	1230 (1650)-2300	900 (1986)
HTV700	SAE4-10"(4)	300 (222)	95(125)-3000		245(2) (540)
HTM700	SAE4-10"(4)	560 (414)		140 (185)-3200	221 (487)
HTM1000	SAE3-11.5"	700 (517)		175 (238)-3200	450 (992)

- (1)SAE J620: different Input or Output connections available upon request
(2) Without drop box & brake
(3) With cooler
(4) DIN 120 and SAE 1410 available
(5) BW 6,5" available
(6) for marine application to find the approved internal combustion engine nominal torque, divide the above listed max torque by 1.25 service factor
(7) for industrial application to find the approved internal combustion engine nominal torque, divide the above listed max torque by 1.5 service factor

E. MACHINE	WEIGHT kg (lbs)	MAX SPEED rpm	BATTERY Vdc	HYBRID TRANSMISSION
EM180-8	25 (55)	3000	96	HM450
EM180-12	35 (76)	3000	96	HM560-HT700
EM220-20	55 (120)	3000	96	HM560-HT700-HM2000
EM220-35	80 (175)	3000	288	HM560-HM2000-HM3350
EM300-50	135 (295)	3000	288	HM2000-HM3350-HM6300
EM300-75	185 (404)	3000	288	HM2000-HM3350-HM6300
EM300-100	195 (425)	3000	384	HM3350-HM6300

E. MACHINE	MOTOR MODE Power (continuous) kW (hp)	MOTOR MODE From battery A max	GENERATION MODE Power kW (hp)	GENERATION MODE From battery A max
EM180-8	8 (11)	87	7 (10)	84
EM180-12	12 (16)	140	10 (14)	124
EM220-20	20 (27)	215	17 (23)	185
EM220-35	35 (48)	190	33 (45)	119
EM300-50	50 (68)	176	49 (67)	177
EM300-75	75 (100)	271	72 (98)	266
EM300-100	100 (134)	270	97 (132)	251



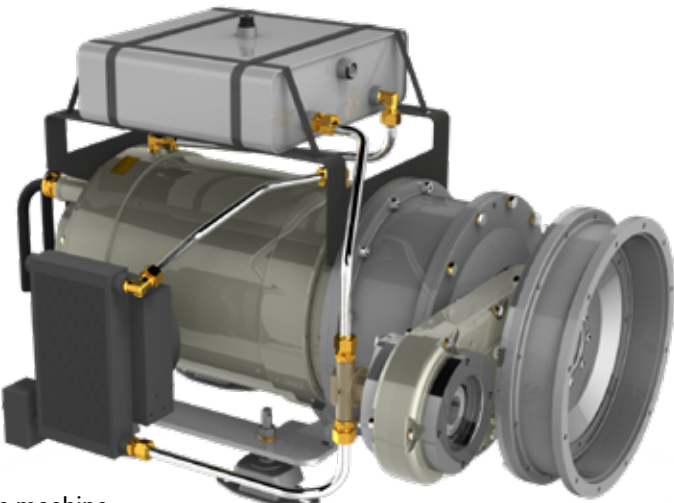
Electric Propulsion System

The EPS (ELECTRIC PROPULSION SYSTEM) provides innovative electric propulsion through the combination of standard Transfluid products. Integrating standard components and adhering to SAE standards produces a new product which easily interfaces with any user and application. When used with commercial vehicles, the EPS system includes an automatic "Powershift" RANGERMATIC or REVERMATIC transmission. For marine propulsion the REVERMATIC marine gear uses the reliable RBD coupling. Both transmissions can be installed with Transfluid's permanent magnets electric motor. This improves the operations of the vehicle or boat by using the efficiency and performance of the electrical machine.




EPS industrial system

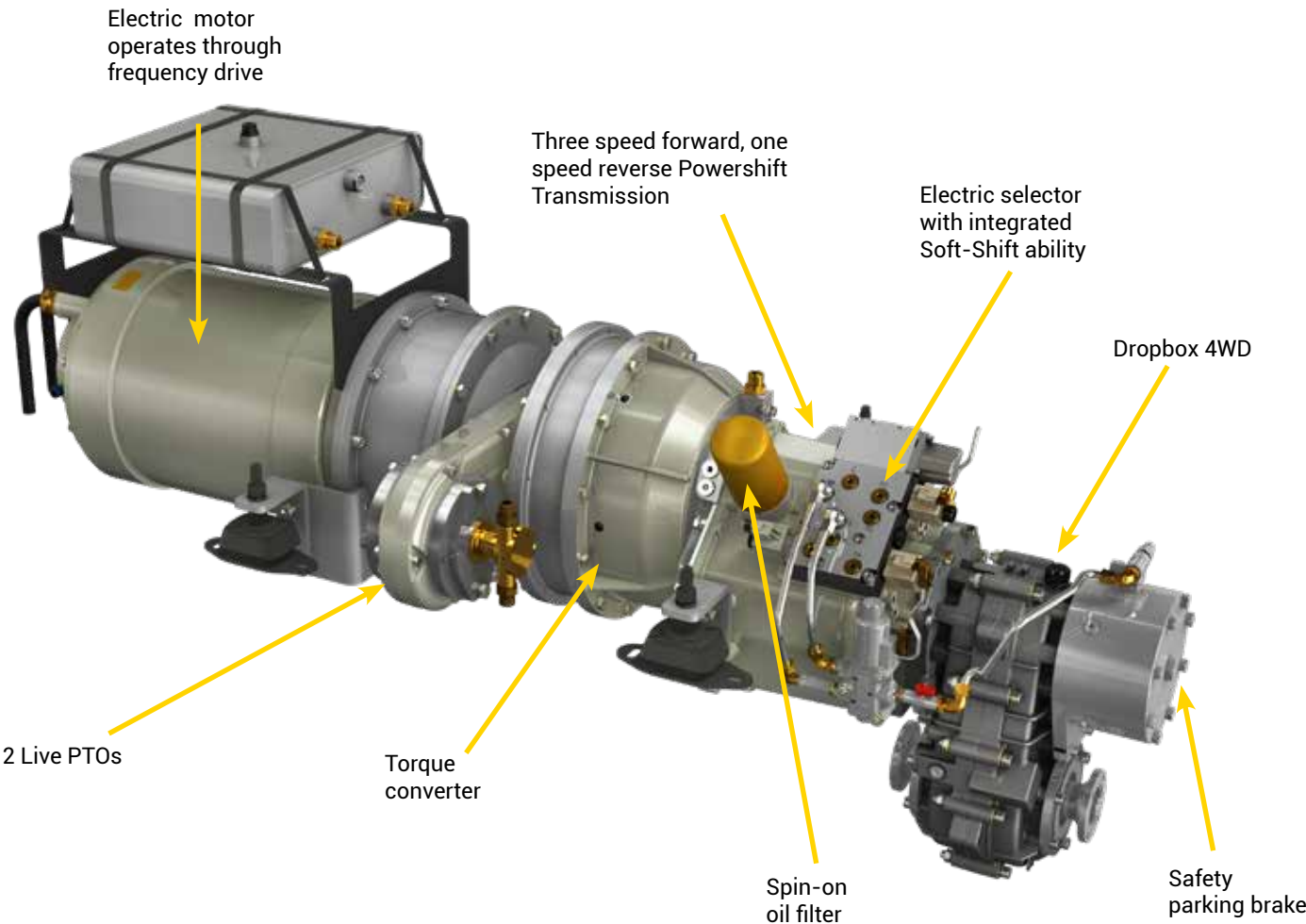
The innovative concept of EPS consists of an automatic RANGERMATIC "Powershift" transmission coupled to a permanent magnet electric motor. This optimizes the driving experience of the vehicle and enhances the performance of the motor. The RANGERMATIC reduction ratios allow the user to select the optimal ratio according to the operating conditions. The addition of the DROP BOX DP280 on the output of the EPS system provides additional gear ratios to enhance the electric motor performances. Additionally, the drop box is available with two outputs for four-wheel drive applications. This provides identical use and driving of the EPS system to those of a combustion engine. The use of batteries, indispensable for the supply of the electric machines, allows the recovery of kinetic energy during deceleration and braking (Kinetic Energy Recovery System) storing energy that would otherwise be lost, increasing the autonomy of the vehicle.




Electric machine
SAE4-10" OUTPUT
with cooling system (closed loop) and PTO.
Temperature and pressure switch gauge



Gearbox
with torque converter or
elastic couplings



Electric motor operates through frequency drive
Three speed forward, one speed reverse Powershift Transmission
Electric selector with integrated Soft-Shift ability
Dropbox 4WD
Safety parking brake
Spin-on oil filter
Torque converter
2 Live PTOs



Pump drive


[Example of full power-train supply]

TYPE	POWER at 3000 rpm kW (hp)	PEAK POWER at 3000 rpm kW (hp)	NOMINAL TORQUE Nm (lbs-ft)	BATTERY VOLTAGE V _{dc}	NOMINAL CURRENT A	WEIGHT kg (lbs)	GEAR BOX	PUMP DRIVE	DROPTBOX
EPS04	4 (5)	5 (7)	13 (10)	96	41	18 (40)	-		
EPS08	8 (11)	10 (13)	25 (18)	96	85	25 (55)	-		
EPS12	12 (16)	16 (21)	38 (28)	96	125	35 (76)	-		
EPS20	20 (27)	26 (34)	64 (47)	96	170	55 (120)	REVERMATIC Single speed	SRBD for hydraulic pump	DP280 2WD or 4WD
EPS35	35 (48)	46 (60)	111 (82)	288	135	80 (175)	or		
EPS50	50 (68)	65 (85)	159 (117)	288	170	135 (295)	RANGERMATIC two or three speed		
EPS75	75 (100)	98 (127)	239 (176)	288	243	185 (404)	(for ratios see catalogue)		
EPS100	100 (136)	130 (169)	318 (235)	384	338	195 (425)			

Technical features, dimensions and any other data are not binding. Transfluid S.p.A. reserves the right to change the without notice

Electric Propulsion System

EPS marine system



TorqueMaster



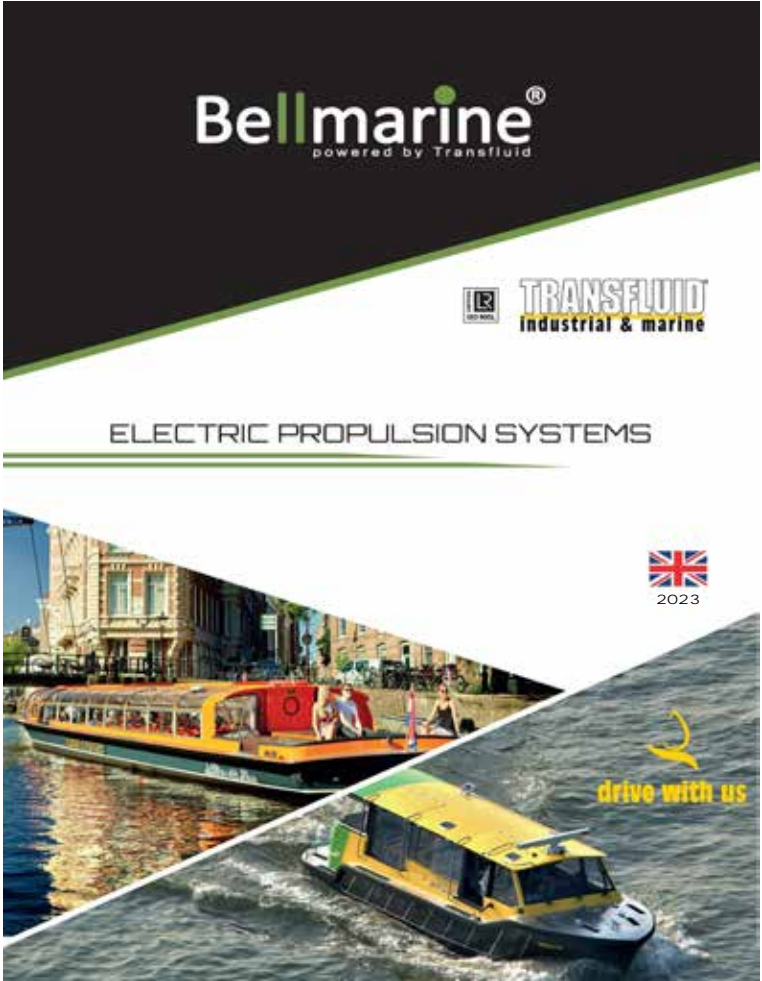
DriveMaster



OutboardMaster



SailMaster



(See also Transfluid-Bellmarine catalogue)



SternMaster



ShaftMaster







DriveMaster Modular

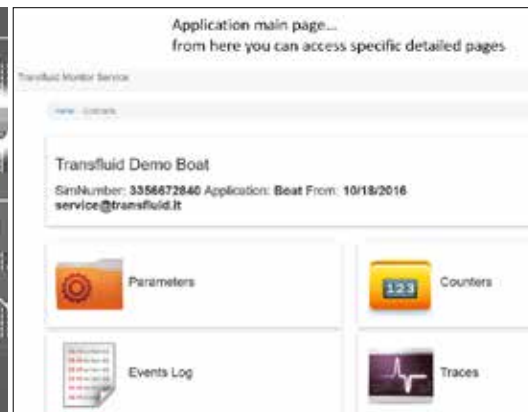
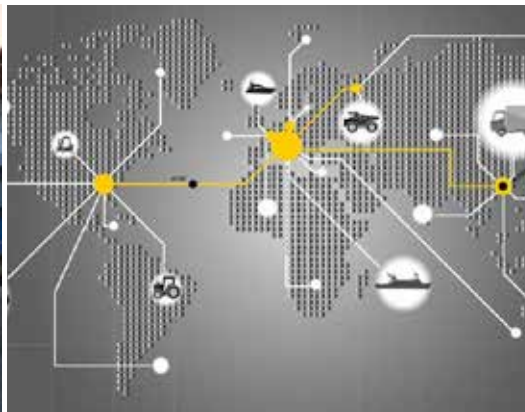
Remote monitoring - Fast service

Safe - Reliable - Timely



Annual subscription for remote monitoring and service of Hybrid or Electric System through web portal with password access

-  Gift box with emergency spares kit
-  Delivery of spares parts to the nearest service center within 72 hours
-  Advance notice for maintenance
-  Online monitoring



TRANSFLUID[®]

industrial & marine



ITALY - HEADQUARTER

TRANSFLUID S.p.A.
Via Guido Rossa, 4
21013 Gallarate (VA)
Ph. +39.0331.28421
info@transfluid.eu

CHINA

TRANSFLUID BEIJING TRADE CO.LTD
101300 Beijing
Ph. +86.1060442301-2
tbtinfo@transfluid.cn

FRANCE

TRANSFLUID FRANCE s.a.r.l.
38110 Rochetoir
Ph. +33.9.75635310
tffrance@transfluid.eu

THE NETHERLANDS

BELLMARINE
NL- 3992 AK, Houten
Ph. +31 (0)85 4868530
info@bellmarine.nl

U.S.A.

TRANSFLUID LLC
Auburn, GA 30011
Ph. +1.770.8221.777
tfusa@transfluid.us

www.transfluid.eu
www.buy-transfluid.com

drive with us